



# CASTROVILLE COMMUNITY SERVICES DISTRICT

P.O. BOX 1065  
OFFICE: 11499 GEIL STREET  
CASTROVILLE, CA 95012  
FAX (831) 633-3103

President – Ron Stefani  
Vice President – Greg MacMillan  
Director – Glenn Oania  
Director – James R. Cochran  
Director – Cosme Padilla

24-HOUR TELEPHONE: (831) 633-2560  
General Manager – James Derbin  
Board Secretary – Lidia Santos

Website: [CastrovilleCSD.org](http://CastrovilleCSD.org)

## AGENDA REGULAR MEETING OF THE BOARD OF DIRECTORS TUESDAY, MARCH 17, 2026 – 4:30 P.M. DISTRICT BOARD ROOM – 11499 GEIL STREET MISSION AND VISION

### Mission Statement

To provide quality services to the community at the highest standard and in the most cost-effective manner.

### Vision Statement

Dedicated to inclusive community involvement and providing excellent customer service while being recognized as a leading resource for enhancing the community of Castroville.

---

***In compliance with the Americans with Disabilities Act, if special assistance is needed to participate in the Board meeting, please contact Lidia Santos, Secretary to the Board during regular business hours at (831) 633-2560. Please allow three business days for your request to be processed. Requests must be received at least seventy-two (72) hours before the scheduled meeting to enable the District to arrange reasonable accommodation.***

### CALL MEETING TO ORDER / PLEDGE OF ALLEGIANCE

### ADDITIONS OR CORRECTIONS TO AGENDA

*The Board may add items of business not appearing on the posted Agenda if: (1) the Board, by a majority vote, determines that emergency situation exists as defined in Government Code Section 54956.5; or (2) the Board, by a two-thirds vote of the members present at the meeting or, if less than two-thirds of the members present, a unanimous vote of those members present, determines that there is a need to take immediate action on the item and that the need for action came to the attention of the agency subsequent to the posting of the Agenda.*

### PUBLIC COMMENT

*This designated time is for members of the public to provide comments on any District related matter. Under the provisions of the Brown Act, the Board is prohibited from taking action on items not listed on the agenda. At the discretion of the Board President, comments on a particular agenda item may be deferred until that item is heard. Please limit your comments to three minutes per speaker within the jurisdiction of items not on the agenda. The public will have the opportunity to ask questions or make statements as the Board addresses each agenda item.*

### CONSENT CALENDAR

*The Consent Agenda consists of routine items for which Board approval can be taken with a single motion and vote. A Board Member may request that any item be placed on the Regular Agenda for separate consideration.*

1. Consider and approve the draft minutes of the Regular Board Meeting, February 17, 2026 – motion item

**AGENDA, Page 2**  
**MARCH 17, 2026**  
**CASTROVILLE COMMUNITY SERVICES DISTRICT**

**CORRESPONDENCE**

*For informational purposes only. No action is to be taken.*

1. Letter of support for SB 1001 by Senator Bob Archuleta, which would authorize the California Governor's Office of Emergency Services (CalOES) to establish a standardized identification card program for essential utility workers who may need access to emergency areas to maintain or restore critical infrastructure.

**INFORMATIONAL ITEMS**

*For informational purposes only. No action is to be taken.*

1. *The Monterey Herald* – Local News: Founding the next generation of water leaders in Salinas Valley

**PRESENTATIONS**

*For informational purposes only. No action is to be taken.*

1. None

**NEW BUSINESS**

*If item is listed as a motion item, action is to be taken. If item is not listed as a motion item, it is for informational purposes only. No action is to be taken.*

1. California Special Districts Association Board of Directors call for nominations seat C - **motion item**
2. Consider voting for the election of one Special District Alternate Member to Local Agency Formation Commission of Monterey County (LAFCO): David Kong (Greenfield Public Recreation District and Greenfield Cemetery District) or Bill Lipe (Resource Conservation District of Monterey County) – **motion item**
3. Consider and approve Well 6 extended pump testing with Pueblo Water Resources Inc. not to exceed \$14,995 and Pacific Coast Well Drilling Inc. not to exceed \$74,331.57: total combined cost \$89,326.57 – **motion item**
4. Consider and approve amending the annual 2025/2026 Operating Budgets for Castroville Zone 1-Water, Sewer and Governmental; Moro Cojo Zone 2-Sewer and Governmental; and Moss Landing Zone 3-Sewer – **motion item**

**UNFINISHED BUSINESS**

*If item is listed as a motion item, action is to be taken. If item is not listed as a motion item, it is for informational purposes only. No action is to be taken.*

1. Update on water and sewer rate study request for proposals (RFP) – James Derbin, General Manager
2. Update on Street Lighting for Castroville Zone1 and Moro Cojo Zone 2 – James Derbin, General Manager

**BOARD OF DIRECTORS COMMUNICATION**

*For informational purposes only on subjects not covered by the agenda. No action is to be taken. Directors' reports on meetings with other agencies, organizations, and individuals on behalf of the District and on official District Matters.*

1. Update on Monterey One Water board meeting – Ron Stefani, Director
2. Update on the Salinas Valley Basin Groundwater Sustainability Agency – Ron Stefani, Director
3. Update on other meetings/educational classes attended by Castroville CSD Directors

**STAFF REPORTS**

*For informational purposes only on subjects not covered by the agenda. No action is to be taken. When needed, this time is reserved for the General Manager and Staff to communicate activity, educational classes, and/or Committee reports.*

1. **General Manager's Report** – Compliance Update, Current Projects Update, Seminars Update, Staff Update, Suggestive Projects Discussions

**AGENDA, Page 3**  
**MARCH 17, 2026**  
**CASTROVILLE COMMUNITY SERVICES DISTRICT**

2. **Operations Report**
  - a) Water – Pumpage & Usage Update, Water Testing Update, Current Installation
  - b) Status Update, Current Contractor Work Update, Maintenance/Repair Update, Customer Service Update, Safety Issues
  - c) Sewer & Storm Drain – Jetting, Current Installation Status Update, Current Contractor Work Update, Maintenance/Repair Update, Customer Service Update, Safety Issues
3. **Customer/Billing Reports** – A/R Update, Water Sales, Water Usage
4. **Financial Reports** –Quarterly Financial Statements, \* Treasures Report-L.A.I.F., Internal Report and Administration Update

**CHECK REGISTER** – Receive, approve, and file the Check Register for the month of February 2026 – motion item

**ITEMS FOR NEXT MONTHS AGENDA, Tuesday, April 21, 2026, at 4:30 p.m.**

**ADJOURNMENT** – motion item

**MEETING INFORMATION**

The public is invited to comment on any item on the agenda during the discussion of that item.

**Availability of agenda materials:** Materials related to any item on this Agenda submitted to the District Board of Director or Committee Members after distribution of the agenda packet are available for public inspection at the District's office, 11499 Geil Street, Castroville, CA 95012, during normal business hours. All documents supporting this agenda are available on the District website [www.castrovillecsd.org](http://www.castrovillecsd.org), subject to the staff's availability to post the documents before the meeting.

**Reasonable Accommodation:** Any person with a disability who requires accommodation to view the agenda or to participate in the public comment portion of the Board meeting should direct such requests to Lidia Santos, Secretary to the Board, at (831)-633-2560. Please allow three business days for your request to be processed. Requests must be received at least seventy-two (72) hours before the scheduled meeting.

**Disruptive Conduct:** If any meeting of the District is willfully disrupted by a person or by a group of persons so as to render the orderly conduct of the meeting impossible, a meeting may be recessed or the person or persons willfully disrupting the meeting may be ordered to leave the meeting. Disruptive conduct includes addressing the Board or Committee without first being recognized, not addressing the subject before the Board or Committee, repetitively addressing the same subject, failing to relinquish the podium when requested to do so, or otherwise preventing the Board or Committee from conducting its meeting in an orderly manner. Your cooperation is appreciated.

**Certification of Posting**

I certify that on March 13, 2026, I posted a copy of the foregoing agenda near the regular meeting place of the Board of Directors of the Castroville Community Services District, said time being at least 72 hours in advance of the meeting of the Board of Directors (Government Code Section 54954.2).

Executed at Castroville, California, on March 13, 2026.

  
\_\_\_\_\_  
Lidia Santos, Board Secretary

THE OFFICIAL MINUTES OF THE REGULAR BOARD MEETING OF  
**CASTROVILLE COMMUNITY SERVICES DISTRICT**

February 17, 2026

President Ron Stefani called the meeting to order at 4:31 p.m.

**ROLL CALL:**

**Directors Present:** Vice President Greg MacMillan, Director Glenn Oania, Director James Cochran, and President Ron Stefani

**Absent:** Director Cosme Padilla

**General Manager:** James Derbin

**Secretary to the Board:** Lidia Santos

**Staff Present:**

**Guest:** J. Eric Tynan, Mary Ann Leffel (Monterey Peninsula Airport District), John Gaglioti (Monterey Peninsula Airport District), and via phone Jonathan Ahmadi (Monterey Peninsula Airport District)

**PLEDGE OF ALLEGIANCE**

President Ron Stefani led the pledge of allegiance.

**ADDITIONS OR CORRECTIONS TO THE AGENDA**

**PUBLIC COMMENTS**

1. None

**CONSENT CALENDAR**

1. The motion was made by Glenn Oania and seconded by James Cochran to approve the draft minutes of January 20, 2026, Regularly Scheduled Board Meeting. The motion carried by the following roll call votes:

AYES:	4	Directors:	MacMillan, Oania, Cochran, and Stefani
NOES:	0	Directors:	
ABSENT/NOT			
PARTICIPATING:	1	Directors:	Padilla

*Consent Calendar accepted as presented*

**CORRESPONDENCE:**

1. Electronic mail from Jonathan Ahmadi (Monterey Peninsula Airport District) requesting the Boards support to be elected as the Special District Representative to the Local Agency Formation Commission of Monterey County (LAFCO).
2. Electronic mail from Bill Lipe (resource Conservation District of Monterey County) requesting the Boards support to be elected as the Special District Representative to the Local Agency Formation Commission of Monterey County (LAFCO).
3. Letter from ACWA JPIA regarding Liability and Property Risk Assessment for Castroville CSD.
4. Notice of Proposed Immaterial Permit Amendment to All Interested Parties from California Coastal Commission regarding Coastal Development Permit Nos. 9-13-1735 / A-3 MRA-0050 previously granted to California American Water Company ("Cal-Am") for: Constructing, operating, and decommissioning a test slant well, along Monterey Bay shoreline, within the City of Marina, Monterey County.

*Correspondence Calendar accepted as presented*

**INFORMATIONAL ITEMS:**

1. State of California Department of Transportation (Caltrans) News Release: Update #18, Daytime Work Continues on State Route 183/Merritt Street in Castroville

*Informational items accepted as presented*

Minutes of the Castroville Community Services District  
February 17, 2026, Regular Board Meeting  
Page 2

**PRESENTATIONS:**

1. Monterey One Water (M1W): Informational Update: Capital Projects, Rate Study, and Strategic Priorities – Paul A. Sciuto, Executive Officer of M1W discussed briefly the following topics: the role of M1W, services & facilities, public works in action, what's in the works, customer groups, supporting their priorities with a wastewater rate study, and public rate setting. The presentation can be viewed in the agenda board packet. He addressed all questions the Board, staff and public had.

**NEW BUSINESS:**

1. Consider voting for the election of one regular Special District Representative to Local Agency Formation Commission of Monterey County (LAFCO): Jonathan Ahmadi (Monterey Peninsula Airport District); David Kong (Greenfield Public Recreation District and Greenfield Cemetery District); Mary Ann Leffel (Monterey Peninsula Airport District); and Bill Lipe (Resource Conservation District of Monterey County) – Jonathan Ahmadi addressed the Board via phone asking for their support as did Mary Ann Leffel who was present at the board meeting. Former Castroville General Manager J. Eric Tynan and Monterey Peninsula Airport District Board Member John Gaglioti spoke as well to encourage the Board to support Ms. Leffel. After some discussion, a motion is made by Glenn Oania and seconded by Greg MacMillan to vote for election of Mary Ann Leffel; Independent Special District Regular Member to serve a four-year term on the Local Agency Formation Commission of Monterey County. The motion carried by the following roll call votes:

AYES: 4 Directors: MacMillan, Oania, Cochran, and Stefani  
NOES: 0 Directors:  
ABSENT/NOT  
PARTICIPATING: 1 Directors: Padilla

2. Consider and approve Castroville CSD Draft Actuarial Study of Retiree Health Liabilities Under GASB 74/75, Valuation Date: June 30, 2025, prepared by Foster & Foster Actuaries and Consultants (Formerly Total Compensation Systems, Inc.) – Office Manager Lidia Santos reported to the Board as stated via email by Will Kane, FSA, EA Senior Consulting Actuary the measured liability increased by \$438,000 for the following reasons: \$38,000 due to the passage of time, \$193,000 due to Experience Losses, caused by the dramatic increases in CalPERS medical premiums from 2023 to 2025 (35% for Platinum Medicare) and by the new retiree, \$122,000 due to the addition of the Implicit Rate Subsidy and \$85,000 due to changes in the CalPERS assumed rates of retirement for the 2% @ 60 pension formula. A motion was made by Glenn Oania and seconded by Greg MacMillan to approve the Castroville CSD Draft Actuarial Study of Retiree Health Liabilities Under GASB 74/75, Valuation Date: June 30, 2025, prepared by Foster & Foster Actuaries and Consultants (Formerly Total Compensation Systems, Inc.) The motion carried by the following roll call votes:

AYES: 4 Directors: MacMillan, Oania, Cochran, and Stefani  
NOES: 0 Directors:  
ABSENT/NOT  
PARTICIPATING: 1 Directors: Padilla

**UNFINISHED BUSINESS:**

1. Update on water and sewer rate study – General Manager James Derbin informed the Board that he is still working on getting the request for proposals (RFPs) out.
2. Update on Street Lighting for Castroville Zone1 and Moro Cojo Zone 2 – General Manager James Derbin stated that the lack of lighting for the Japanese Schoolhouse and surrounding ballfield buildings is currently being worked on, which will address lighting concerns the community has had for this area. Furthermore, he continues to work with PG & E representatives on correcting billing/ownership issues.

Minutes of the Castroville Community Services District  
February 17, 2026, Regular Board Meeting  
Page 3

3. Update on Well #6 Project – General Manager James Derbin stated that the construction of Well #6 is complete and further development and water quality sampling is recommended. RFPs for pump rental have been sent out. He is also reviewing a proposal from Pueblo Water Resources to manage the additional pumping.

**BOARD OF DIRECTORS COMMUNICATION:** When needed, this time is reserved for the Board of Directors to communicate activity, educational classes, and/or Committee reports.

1. Update on Monterey One Water meeting (M1W) – President Ron Stefani stated Paul A. Sciuto, Executive Officer with MIW has provided an information update on the agency. M1W is actively working on a wastewater rate study. At the upcoming February 23, 2026, board meeting, the Board will provide direction to staff on the proposed wastewater rate structures between fiscal years 2026/27 and 2030/31.
2. Update on Salinas Valley Basin Groundwater Sustainability Agency (SVBGSA) meeting – President Ron Stefani announced that the farmers from North and South County are arguing and blaming each other. A decision will need to be made by this year by the GSA. As mentioned at last month’s board meeting the GSA received a letter from DWR stating they want more information so they can evaluate the 5-year interim inspection of what the GSA is doing.
3. Update on meetings or educational classes attended by the Directors – There were no meetings.

**GENERAL OPERATIONS**

1. General Manager’s Report – Compliance update, current projects update, meetings/seminars update, staff update, suggestive projects discussions
2. Operations Report
  - a) Water – Pumpage & Usage Update, Water Testing Update, Current Installation
  - b) Water -Status Update, Current Contractor Work Update, Maintenance/Repair Update, Customer Service Update, Safety Issue
  - c) Sewer & Storm Drain – Jetting, Current Installation Status Update, Current Contractor Work Update, Maintenance/Repair Update, Customer Service Update, Safety Issues
3. Customer /Billing Reports – Water Sales, Water Usage, A/R Update, Customer Service Update
4. Financial Reports – Treasures L.A.I.F. Report, Internal Report, Administration Update

*General Operations Reports were accepted as presented*

**CHECK LIST** – January 2026. A motion was made by Glenn Oania and seconded by James Cochran to pay all bills presented. The motion carried by the following roll call votes:

AYES:	4	Directors:	MacMillan, Oania, Cochran, and Stefani
NOES:	0	Directors:	
ABSENT/NOT PARTICIPATING:	1	Directors:	Padilla

There being no further business, a motion was made by Glenn Oania and seconded by Greg MacMillan to adjourn to the next scheduled Board meeting; the motion carried by the following roll call votes:

AYES:	4	Directors:	MacMillan, Oania, Cochran, and Stefani
NOES:	0	Directors:	
ABSENT/NOT PARTICIPATING:	1	Directors:	Padilla

Minutes of the Castroville Community Services District  
February 17, 2026, Regular Board Meeting  
Page 4

The meeting was adjourned at 5:39 p.m.

Respectfully submitted by,

Approved by,

---

Lidia Santos  
Secretary to the Board

---

Ron Stefani  
President



**To: Office of Senator Archuleta**

**From: James Derbin, General Manager, Castroville CSD**

**Date: 2/23/26**

**Re: SB 1001 — SUPPORT**

On behalf of Castroville Community Services District, I am writing to express our strong support for SB 1001 by Senator Bob Archuleta, which would authorize the California Governor's Office of Emergency Services (CalOES) to establish a standardized identification card program for essential utility workers who may need access to emergency areas to maintain or restore critical infrastructure. This legislation addresses a critical challenge faced by utility workers and local agencies during disasters.

As currently anticipated, SB 1001 will be amended prior to its first committee hearing based on input from stakeholders, legislative staff, and CalOES. This letter reflects the expected committee version of the bill and its intended framework.

When communities are impacted by wildfires, earthquakes, floods, or other emergencies, timely access to damaged infrastructure is essential for restoring safe and reliable services. Under current law, access to restricted or evacuated areas is determined at the discretion of peace officers, and utility workers often experience delays due to inconsistent or difficult-to-verify credentials, slowing response and recovery efforts.

SB 1001 creates a voluntary, statewide credentialing framework administered by CalOES, upon request by a utility employer. Under the bill, an employer must demonstrate why a worker may need emergency-area access and verify that the worker has completed appropriate training. The identification card would be based on federal identity standards consistent with the National Incident Management System (NIMS), while preserving full law enforcement authority over access decisions. This coordinated approach will help:

- Improve emergency response efficiency by streamlining credential verification
- Enhance public safety by ensuring only trained and authorized personnel are credentialed
- Support faster restoration of critical services such as water, power, and gas
- Strengthen coordination between utilities and emergency personnel
- Ensure appropriate safety training and credential verification

Public drinking water agencies and utilities play a vital role in protecting public health, safety, and welfare. Providing these essential workers with reliable credentials will help ensure that communities receive timely support during disasters. Establishing a consistent and recognizable credentialing system will better equip essential utility workers to perform their duties when time is of the essence.

SB 1001 also authorizes CalOES to recover reasonable program costs through fees, ensuring responsible implementation without unnecessary impacts on taxpayers. For these reasons, we believe SB 1001 represents a practical, forward-looking approach to improving disaster response and community resilience. We respectfully urge your "aye" vote in support of this important legislation.

Thank you for your consideration.

Sincerely,

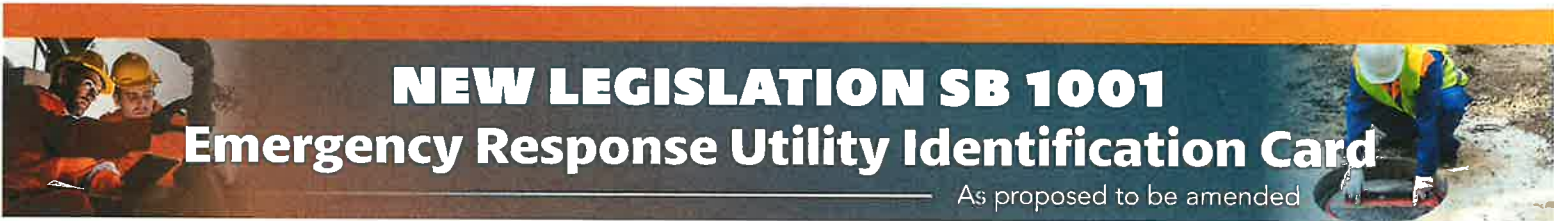


James Derbin  
General Manager

**Castroville Community Services District**

831.633.2560





# NEW LEGISLATION SB 1001

## Emergency Response Utility Identification Card

As proposed to be amended

### California Utility Worker Identification Program

**The Challenge** First responders and communities depend on the preservation and restoration of essential utility services like water and electricity when disaster strikes, whether it's a wildfire, earthquake, flood, or other emergency. Unfortunately, utility workers have been delayed in responding to emergencies because they lack standardized identification credentials. Delays in gaining access to areas affected by the 2025 Palisades and Eaton fires, when an incident commander determined it was safe to do so, cost precious time when every minute counted.



### The Solution



SB 1001 introduced by Senator Bob Archuleta (CA – 30th District) creates a statewide **Utility Worker Identification Program**, operated by the **California Governor's Office of Emergency Services (Cal OES)**.

Official credentials will enable authorized utility workers to:



Coordinate safely with emergency responders during disasters



Protect public health by preventing disease outbreaks linked to service disruptions



Restore essential services quickly to affected communities



Access disaster zones to repair critical infrastructure

### Key Provisions

- ✓ **Coordinated Access:** Access granted by incident commanders or law enforcement with proper notification protocols
- ✓ **Standard Identification Cards:** Cal OES controls issuance of identification cards based on federal standards to facilitate multijurisdictional emergency response.
- ✓ **Safety First:** Utility workers must possess a level of training, experience, and fitness to respond to emergency situations
- ✓ **Cost Recovery:** Program funded through reasonable fees on utilities, not taxpayers
- ✓ **Accountability:** Utilities responsible for managing and revoking credentials when workers leave or change roles

"As water distribution systems were damaged or destroyed, thousands of gallons of water were lost per minute, resulting in loss of hydrant pressure at critical moments during fire suppression efforts." — **Southern California Fires Timeline Report, UL Research Institutes, November 2025**

"Inclusion of water sector-specific positions at local Emergency Operations Centers will provide the necessary support and coordination to ensure there are targeted efforts to repair critical systems so water can be used for fire suppression and populations can return to safe drinking water when evacuations are lifted." — **California State Water Resources Control Board, 2025 Safe Drinking Water Plan Update**

SPONSORED BY



acwajpia.com



bsmwc.com



pidwater.com



picowaterdistrict.net



rwd.org



walnutvalleywater.gov

**WE NEED YOUR SUPPORT**

Help us pass this critical legislation to protect California communities and ensure utility workers can respond when disasters strike.

FOR MORE INFORMATION Contact Reeb Government Relations at 916-558-1926.

10  
10

LOCAL NEWS

# Founding the next generation of water leaders in Salinas Valley



Applications are open now for the Water Leadership Institute, a free, multilingual educational program focussed on water policy and management put on by the Salinas Valley Basin Groundwater Sustainability Agency, in partnership with Environmental Defense Fund, Rural Community Assistance Corporation, MILPA and the California Marine Sanctuary Foundation. (Water Leadership Institute)



By **CHRIS HAMILTON** | [chamilton@montereyherald.com](mailto:chamilton@montereyherald.com)


PUBLISHED: December 18, 2025 at 2:07 PM PST

A new program, set to launch in January 2026, aims to create the next generation of leaders in Salinas Valley water management.

Applications are open now for the Water Leadership Institute, a free, multilingual educational program put on by the Salinas Valley Basin Groundwater Sustainability Agency, in partnership with Environmental Defense Fund, Rural Community Assistance Corporation, MILPA and the California Marine Sanctuary Foundation.

The Water Leadership Institute has held similar workshops in Sacramento, San Joaquin, Stanislaus, Merced, Madera and Fresno counties since 2016. This January however, the Institute will be paying a visit to Monterey County for the first time.

“In the Salinas Valley, 95% of our water supply for both our residents and our cities, as well as for agriculture, (comes from) groundwater,” said Sarah Hardgrave from the Salinas Valley Groundwater Sustainability Agency.



The vital role that the groundwater basins of the Salinas Valley play for the region’s people and economy make issues like seawater intrusion, nitrate contamination and dry wells especially pressing.

In the state of California however, these issues are by no means unique, and in 2014 California passed the Sustainable Groundwater Management Act, a bill that requires local agencies across the state to develop and implement

Despite the significant impacts that SGMA has had to the way that water sustainability is approached in California, community involvement in groundwater management is still lacking, said Lucy Caine of the Environmental Defense Fund.

“When (SGMA) passed about 10 plus years ago, there was really a gap between the folks that were trying to figure out how to get groundwater basins into balance and the community members that were being impacted first and foremost,” said Caine. “The Water Leadership Institute is meant to be that bridge.”

Caine said that one of the program’s primary goals is to give underserved and underrepresented community members the tools they need to effectively engage in local water decision making.

“If you’re concerned about underrepresented and marginalized communities and how that intersects with all of these water issues, this is the space for you,” said Caine.

No prior experience in water policy or management is necessary to apply. Sessions include meals, English and Spanish interpretation and participation stipends.

To find more information and apply, visit:  
<https://waterleadershipinstitute.com/California/>

**Start your day with us:** Our top stories curated & delivered to your inbox each morning.

lucycaine3@gmail.com SIGN UP

By signing up, you agree to our [Terms of Use](#), [Privacy Policy](#), and to receive emails from Monterey Herald.

*Chris Hamilton is a California Local News fellow covering Salinas and the Salinas Valley for The Herald.*

**Around the Web**

**DEVCONTENT**



**California Special  
Districts Association**

*Districts Stronger Together*

**DATE:** February 9, 2026  
**TO:** CSDA Voting Member Presidents and General Managers  
**FROM:** CSDA Elections and Bylaws Committee  
**SUBJECT:** **CSDA BOARD OF DIRECTORS CALL FOR NOMINATIONS  
SEAT C**

---

The Elections and Bylaws Committee is looking for Independent Special District Board Members or their General Managers who are interested in leading the direction of the California Special Districts Association for the 2027 - 2029 term.

The leadership of CSDA is elected from its six geographical networks. Each of the six networks has three seats on the Board with staggered 3-year terms. Candidates must be affiliated with an independent special district that is a CSDA Regular Member in good standing and located within the geographic network that they seek to represent.  
(See attached CSDA Network Map)

The CSDA Board of Directors is the governing body responsible for all policy decisions related to CSDA's member services, legislative advocacy, professional development, and other resources for members. The Board of Directors is crucial to the operation of the Association and to the representation of the common interests of all California's special districts before the Legislature and the State Administration. Serving on the Board requires one's interest in the issues confronting special districts statewide.

**Commitment and Expectations:**

- Attend all Board meetings, usually 4-5 meetings annually, at the CSDA office in Sacramento.
- Participate on at least one committee, meets 3-5 times a year at the CSDA office in Sacramento.  
*(CSDA reimburses Directors for their related expenses for Board and committee meetings as outlined in Board policy).*
- Attend, at minimum, the following CSDA annual events: Special Districts Legislative Days - held in the spring, and the CSDA Annual Conference - held in the fall.  
*(CSDA does **not** reimburse expenses for the two conferences even if a Board or committee meeting is held in conjunction with the event)*
- Complete all four modules of CSDA's Special District Leadership Academy within 2 years of being elected.  
*(CSDA does **not** reimburse expenses for the Academy classes even if a Board or committee meeting is held in conjunction with the event).*

**Nomination Procedures:** Any Regular Member district in good standing is eligible to nominate one person, a board member or managerial employee (as defined by that district's Board of Directors), for election to the CSDA Board of Directors. **A copy of the member district's resolution or minute action and Candidate Information Sheet must accompany the nomination. The deadline for receiving nominations is April 10, 2026. Nominations and supporting documentation may be mailed or emailed.**

Mail: 1112 I Street, Suite 200, Sacramento, CA 95814  
Fax: 916.442.7889  
E-mail: [amberp@csda.net](mailto:amberp@csda.net)

**Once received, nominees will receive a candidate's letter. The letter will serve as confirmation that CSDA has received the nomination and will also include campaign guidelines.**

CSDA will begin electronic voting on June 9, 2026. All votes must be received through the system no later than 5:00 p.m. July 24, 2026. The successful candidates will be notified no later than July 31, 2026. All selected Board Members will be introduced at the CSDA Annual Conference in Palm Desert, CA in August 2026.

#### **Expiring Terms**

(See enclosed map for Network breakdown)

<b>Northern Network</b>	Seat C – Fred Ryness, Director, Burney Water District*
<b>Sierra Network</b>	Seat C – Pete Kampa, General Manager, Groveland Community Services District*
<b>Bay Area Network</b>	Seat C – Antonio Martinez, Director, Contra Costa Water District*
<b>Central Network</b>	Seat C – Curtis Jorritsma, General Manager, Hilmar County Water District*
<b>Coastal Network</b>	Seat C – Vince Ferrante, Director, Moss Landing Harbor District*
<b>Southern Network</b>	Seat C – Nikki Winslow, District Director, Altadena Library District*

(\* = Incumbent is running for re-election)

**CSDA will be using a web-based online voting system allowing your district to cast your vote easily and securely.** *Electronic Ballots will be emailed to the main contact in your district June 9, 2026. All votes must be received through the system no later than 5:00 p.m. July 24, 2026.*

*Districts can opt to cast a paper ballot instead; but you must contact Amber Phelen by e-mail [amberp@csda.net](mailto:amberp@csda.net) **by April 24, 2026** in order to ensure that you will receive a paper ballot on time.*

**CSDA will mail paper ballots on June 9, 2026 per district request only.**

If you have any questions, please contact Amber Phelen at [amberp@csda.net](mailto:amberp@csda.net).



**California Special  
Districts Association**  
*Districts Stronger Together*

## **2027-2029 TERM BOARD OF DIRECTORS NOMINATION FORM**

**Name of Candidate:** \_\_\_\_\_

**Title/District:** \_\_\_\_\_

**Mailing Address:** \_\_\_\_\_

\_\_\_\_\_

**Network:** \_\_\_\_\_ (see map)

**Telephone:** \_\_\_\_\_

(PLEASE BE SURE THE PHONE NUMBER IS ONE WHERE WE CAN REACH THE CANDIDATE)

**Fax:** \_\_\_\_\_

**E-mail:** \_\_\_\_\_

**Return this form, a Board resolution/minute action supporting the candidate, and Candidate Information Sheet by mail or email to:**

CSDA  
Attn: Amber Phelen  
1112 I Street, Suite 200  
Sacramento, CA 95814  
(877) 924-2732

amberp@csla.net

***DEADLINE FOR RECEIVING NOMINATIONS:***

**April 10, 2026 at 5:00 p.m.**



## 2027-2029 TERM - CSDA BOARD CANDIDATE INFORMATION SHEET

The following information **MUST** accompany your nomination form and Resolution/minute order:

Name: \_\_\_\_\_

District/Company: \_\_\_\_\_

Title: \_\_\_\_\_

Elected/Appointed/Staff: \_\_\_\_\_

Length of Service with District: \_\_\_\_\_

1. Do you have current involvement with CSDA (such as committees, events, workshops, conferences, Governance Academy, etc.):

---

---

2. What other state-wide associations have you been involved with? (such as CSAC, ACWA, League, etc.):

---

---

3. List your local government involvement (such as LAFCo, Association of Governments, etc.):

---

---

4. List your involvement in civic and/or non-profit organization:

---

---

**\*\*Candidate Statement – Although it is not required, each candidate is requested to submit a candidate statement of no more than 300 words in length. Any statements received in the CSDA office after the nomination deadlines will not be included with the ballot.**



California Special Districts Association  
**DISTRICT NETWORKS**



**2026 Board of Directors by Networks**

**Northern Network**

Greg Orsini, *McKinleyville Community Service District*  
 Fred Ryness, *Burney Water District*  
 Kevin Phillips, *Paradise Irrigation District*

**Sierra Network**

Steve Palmer, *Donner Summit Public Utilities District*  
 Pete Kampa, *Groveland Community Services District*  
 Noelle Mattock, *El Dorado Hills Community Services District*

**Bay Area Network**

Kathryn Slater-Carter, *San Mateo County Harbor District*  
 Ryan Clausnitzer, *Alameda County Mosquito Abatement District*  
 Antonio Martinez, *Contra Costa Water District*

**Central Network**

Curtis Jorritsma, *Hilmar County Water District*  
 Patrick Ostly, *North of River Sanitary District*  
 Lorenzo Rios, *Clovis Veterans Memorial District*

**Coastal Network**

Scott Duffield, *Heritage Ranch Community Services District*  
 Vincent Ferrante, *Moss Landing Harbor District*  
 Elaine Magner, *Pleasant Valley Recreation & Park District*

**Southern Network**

Don Bartz, *Phelon Pinon Hills Community Services District*  
 Jo MacKenzie, *Vista Irrigation District*  
 Nikki Winslow, *Altadena Library District*

## 2026 Commissioners

**Chair**  
Wendy Root Askew  
*County Member*

**Vice Chair**  
Mary Ann Leffel  
*Special District Member*

Mike Bikle  
*Public Member, Alternate*

Kate Daniels  
*County Member*

Dennis Donohue  
*City Member*

Matt Gourley  
*Public Member*

David Kong  
*Special District Member, Alternate*

Chad Lindley  
*Special District Member*

Chris Lopez  
*County Member, Alternate*

Ian Oglesby  
*City Member*

Anna Velazquez  
*City Member, Alternate*

## Counsel

Reed Gallogly  
*General Counsel*

## Executive Officer

Kate McKenna, AICP

132 W. Gabilan Street, #102  
Salinas, CA 93901

P. O. Box 1369  
Salinas, CA 93902

Voice: 831-754-5838

[www.monterey.lafco.ca.gov](http://www.monterey.lafco.ca.gov)

## MEMORANDUM

DATE: March 9, 2026

TO: Independent Special District Presiding Officers c/o Clerks of the Districts, General Managers, Fire Chiefs, and Presidents/CEOs

FROM: Kate McKenna, AICP, Executive Officer



SUBJECT: Election of LAFCO Commissioners:  
(1) First Ballot Results – Special District Regular Member  
(2) Second Ballot For Your Action – Special District  
Alternate Member (Due April 20, 2026)

I am writing with results of the first ballot election that concluded on March 6, and to request your help in conducting a second election for Special District representation on the Local Agency Formation Commission of Monterey County.

### Special District Regular Member Election Results

Mary Ann Leffel, Board Member of the Monterey Peninsula Airport District, has been re-elected to a Special District Regular Member seat on LAFCO. She will be sworn in on April 27 to a term that will expire in May 2030. For your information, Chad Lindley, Board Member of the Monterey County Regional Fire Protection District, also serves as a Special District Regular Member in a seat that will expire in May 2028.

### Special District Alternate Member Ballot (Due Monday, April 20, 2026)

A second election is now underway to fill the Special District Alternate Member seat for a four-year term that will expire in May 2030. This seat is currently held by David Kong, Board Member of the Greenfield Cemetery District and the Greenfield Public Recreation District. Enclosed are a ballot and voting instructions for the second round of voting between two candidates including David Kong and Bill Lipe, Board Member of the Resource Conservation District of Monterey County.

This sequential ballot process is intended to ensure diversity in representation. By policy, all three Special District LAFCO representatives should reflect a broad cross-section of services and geography, and no two Commissioners can be from agencies that provide like services. For this reason, Jonathan Ahmadi, Board Member of the Monterey Peninsula Airport District who ran in our initial Regular Member ballot, is unable to participate as a candidate for the Alternate Member position.

The two remaining candidates on the second ballot were also on the first ballot for the Regular Member position, and both agreed to run again for the Alternate Member position.

Thank you for participating in the election process. Please contact Associate Analyst Jeff Condit if you have any questions about the election process. He can be reached at (831) 754-5838 or by email at [conditj@monterey.lafco.ca.gov](mailto:conditj@monterey.lafco.ca.gov).

Enclosures:  
Ballot and Voting Instructions

# LAFCO *of Monterey County*

---

## LOCAL AGENCY FORMATION COMMISSION OF MONTEREY COUNTY

March 9, 2026

### OFFICIAL BALLOT OF THE INDEPENDENT SPECIAL DISTRICT SELECTION COMMITTEE

#### FOR ELECTION OF ONE ALTERNATE SPECIAL DISTRICT REPRESENTATIVE TO LAFCO

#### Voting Instructions:

1. The presiding officer of the legislative body of the District or the legislative body's alternate officer is authorized to vote. Please vote for one candidate. A majority of Districts must return ballots in order to conclude the election. The candidate receiving the most votes will be elected to an Alternate Member seat.
2. Please return this ballot to **LAFCO of Monterey County** at P.O. Box 1369, Salinas, CA 93902 or at 132 W. Gabilan Street, Suite 102, Salinas, CA 93901 or by email to [mckennak@monterey.lafco.ca.gov](mailto:mckennak@monterey.lafco.ca.gov).
3. **Deadline** - Ballots must be received by **Monday, April 20, 2026, at 5:00 p.m.** LAFCO may extend this deadline if more time is needed to obtain ballots from a majority of Districts.

#### PLEASE VOTE FOR 1 CANDIDATE (ALTERNATE MEMBER SEAT):

David Kong (Greenfield Public Recreation District and Greenfield Cemetery District)

Bill Lipe (Resource Conservation District of Monterey County)

---

VOTING MEMBER SIGNATURE: \_\_\_\_\_

INDEPENDENT SPECIAL DISTRICT: \_\_\_\_\_

DATE: \_\_\_\_\_

# LAFCO of Monterey County

## LOCAL AGENCY FORMATION COMMISSION OF MONTEREY COUNTY

### INDEPENDENT SPECIAL DISTRICT SELECTION COMMITTEE

#### NOMINATION FORM TO DECLARE CANDIDACY AND REQUEST NAME AND STATEMENT ON BALLOTS FOR ONE REGULAR POSITION AND ONE ALTERNATE POSITION ON THE LOCAL AGENCY FORMATION COMMISSION OF MONTEREY COUNTY

Due Date: January 20, 2026

Nominations will be considered to fill the four-year term for one Regular seat (expiring May 2030) and the four-year term for one Alternate seat (expiring May 2030) for Independent Special District Commissioners on the Local Agency Formation Commission of Monterey County.

By policy, all three Special District LAFCO representatives should reflect a broad cross-section of services and geography, and no two Commissioners shall be from agencies that provide like services. Therefore, candidates for this election shall not be from a Fire District.

#### Nomination Deadline and Process:

Nominations must be received in the LAFCO Office by Tuesday, January 20, 2026, at 5:00 p.m. Qualified persons may submit their own nominations using this form (no Board action is needed). You may email the completed form to \_\_\_\_\_ OR mail it to P.O. Box 1369, Salinas, CA 93902 OR hand-deliver it to 132 W. Gabilan Street, Suite 102 in Salinas.

#### Nomination Statement:

"I, DAVID KONG, hereby declare myself a candidate for the election to the position of Regular or Alternate Commissioner of the LAFCO of Monterey County. I am an elected or appointed Monterey County Independent Special District board member or trustee residing within the county and not a member of a legislative body of a city or county. I request my name be placed on the official ballot and, if elected, I will qualify and accept the office of Regular or Alternate LAFCO Commissioner for which I am selected and serve to the best of my ability."

#### Nominee Information:

Name: DAVID KONG

Address: \_\_\_\_\_

Phone and e-mail: \_\_\_\_\_

District represented: GREENFIELD PUBLIC RECREATION DISTRICT AND

Your position with the District: GREENFIELD CEMETERY DISTRICT

Number of years as a District Board Member or Trustee: RECREATION DISTRICT 6 YEARS  
& AM TRUSTEE FOR BOTH DISTRICTS CEMETERY DISTRICT 4 YEARS

#### Candidate Statement for the Ballot:

Please give reasons for wanting to be an elected LAFCO Commissioner and briefly summarize qualifications and background:

I AM A RETIRED EDUCATOR AFTER WORKING 35 YEARS  
IN EDUCATION IN VARIOUS ROLES. MY LAST ASSIGNMENT

WAS WORKING AT THE MONTEREY COUNTY OFFICE OF  
EDUCATION FOR 23 YEARS IN THE I.T. AND BUSINESS  
SERVICES. I AM ALSO A SCHOOL BOARD MEMBER AT  
THE GREENFIELD UNION SCHOOL DISTRICT. I ~~STILL~~ AM  
ALSO A MEMBER OF THE GREENFIELD ROTARY CLUB. I ATTEND  
CONFERENCES TO MAKE ME A MORE INFORMED LAFCO BOARD  
MEMBER. I WISH TO CONTINUE TO GIVE BACK TO MY COMMUNITY.

Signed: David Kong

Name (Print): DAVID KONG

Date: 1/19/2026

Thank you for your interest in serving on LAFCO of Monterey County.

Dear Special District Board Members and General Managers,

My name is David Kong and I am running to be re-elected to the Monterey County LAFCO as the Alternate Special Districts Commissioner. My past four years serving on the Monterey LAFCO has been a special experience and I wish to continue for another term. I am a lifelong Monterey County resident, having previously lived in Monterey, Pacific Grove, Salinas, Soledad, and now Greenfield.

I currently serve as the chair for the Greenfield Public Recreation District and the Greenfield Cemetery District. I also serve as the President for the Consolidated Oversight Board of Monterey County which approves additions to city and county planning projects. I want to continue to give back to my community after a career working in Education. I regularly attend California Special District Association webinars, annual conferences and required board training. I have advocated for Special Districts in emails and personal meetings in Sacramento. My experience being a board member on two special districts, a city planning commission, oversight commission, local school board, and talking to other Special District members at events help me to become a better alternate special districts commissioner on LAFCO. I would be honored if you would vote for my re-election. The deadline to turn in the election ballots is April 20<sup>th</sup>, 2026. Please share my message and resume with your other board members. If you have any questions, please call my cell phone at 831-682-2812. I am attaching my resume and a copy of my message to Special District Board Members and General Managers.

Thank You for reading my message,

David Kong  
Monterey LAFCO Alternate Special District Representative  
LAFCO

## Resume of David Kong

Cell Phone 831-682-2812  
Greenfield, CA 93927

I have lived in Monterey County for most of my life:

Monterey 3 years  
Pacific Grove 9 years  
Salinas 30 years  
Soledad 6 years  
Greenfield 19 years (Since 2007)

### Education:

Alisal High School – High School Diploma  
Hartnell College – Associates of Arts Degree, Business and Data Processing  
California State University East Bay – Bachelor of Science, Business

### Work History:

Salinas Adult School 13 years (Student Support Services/ GED Tester}  
Monterey County Office of Education 22 years (Information Technology/Business Services)  
Retired 3 years

### Community Service:

Greenfield City Planning Commissioner 2016 -2018  
Greenfield Elementary School District Board Trustee 2018 – Current  
Greenfield Public Recreation District Trustee 2019 – Current  
Greenfield Cemetery District Trustee 2020 – Current  
Monterey County LAFCO Commissioner 2022 – Current  
Election Poll Worker/Supervisor 2017- Current  
Consolidated Oversight Board of Monterey County 2025-Current

### Organization Membership:

Safe Ag Safe Schools  
California School Boards Association – Monterey County Delegate 2019 – Current  
California School Employees Association \_ State Committee  
Greenfield Rotary Club  
Asian Community of Marina

### Interests:

Travel to new places and re-visiting previous convention cities  
Walking, Sports (watching on television basketball, football, baseball)

# LAFCO of Monterey County

---

## LOCAL AGENCY FORMATION COMMISSION OF MONTEREY COUNTY

### INDEPENDENT SPECIAL DISTRICT SELECTION COMMITTEE

#### NOMINATION FORM TO DECLARE CANDIDACY AND REQUEST NAME AND STATEMENT ON BALLOTS FOR ONE REGULAR POSITION AND ONE ALTERNATE POSITION ON THE LOCAL AGENCY FORMATION COMMISSION OF MONTEREY COUNTY

Due Date: January 20, 2026

Nominations will be considered to fill the four-year term for one Regular seat (expiring May 2030) and the four-year term for one Alternate seat (expiring May 2030) for Independent Special District Commissioners on the Local Agency Formation Commission of Monterey County.

By policy, all three Special District LAFCO representatives should reflect a broad cross-section of services and geography, and no two Commissioners shall be from agencies that provide like services. Therefore, candidates for this election shall not be from a Fire District.

#### Nomination Deadline and Process:

Nominations must be received in the LAFCO Office by Tuesday, January 20, 2026, at 5:00 p.m. Qualified persons may submit their own nominations using this form (no Board action is needed). You may email the completed form to [mckennak@monterey.lafco.ca.gov](mailto:mckennak@monterey.lafco.ca.gov) OR mail it to P.O. Box 1369, Salinas, CA 93902 OR hand-deliver it to 132 W. Gabilan Street, Suite 102 in Salinas.

#### Nomination Statement:

"I, Bill Lipe, hereby declare myself a candidate for the election to the position of Regular or Alternate Commissioner of the LAFCO of Monterey County. I am an elected or appointed Monterey County Independent Special District board member or trustee residing within the county and not a member of a legislative body of a city or county. I request my name be placed on the official ballot and, if elected, I will qualify and accept the office of Regular or Alternate LAFCO Commissioner for which I am selected and serve to the best of my ability."

#### Nominee Information:

Name: Bill Lipe  
Address: [REDACTED]  
Phone and e-mail: \_\_\_\_\_  
District represented: Resource Conservation District of Monterey County  
Your position with the District: Director  
Number of years as a District Board Member or Trustee: 8+

#### Candidate Statement for the Ballot:

Please give reasons for wanting to be an elected LAFCO Commissioner and briefly summarize qualifications and background:

See attached for qualifications.

---

---

## **COVER LETTER**

**Bill Lipe**

Salinas, California  


### **Re: Candidacy for Independent Special District Alternate Seat – LAFCO of Monterey County**

Dear Selection Committee Members,

I am submitting my candidacy for the Independent Special District Alternate seat on the Local Agency Formation Commission of Monterey County, with a public-service background centered on land-use decision-making, agency authority, and the long-term governance of shared resources.

Much of my public service has involved advising and governing at the intersection of land use, water systems, and agricultural activity—areas where jurisdictional clarity and institutional coordination are essential. As a Director of the Resource Conservation District of Monterey County, I participate in governance decisions affecting conservation programs, land stewardship priorities, and partnerships that directly shape how land and water resources are managed across jurisdictional boundaries.

Over the past fifteen years, I have also served on the Monterey County Agriculture Advisory Committee and on advisory committees of the Monterey County Water Resources Agency, including the Basin Management Advisory Committee and the Reservoir Operations Advisory Committee. In these roles, I have worked with County staff and policymakers on issues where land use, infrastructure operations, and regulatory authority converge—often requiring careful alignment between agency mandates and on-the-ground realities.

Across these appointments, my focus has been on ensuring that decisions are grounded in statutory authority, transparent governance processes, and a clear understanding of how service responsibilities affect communities over time. LAFCO’s mandate—to oversee agency boundaries, service extensions, and orderly growth—directly reflects this same responsibility.

I would welcome the opportunity to support LAFCO’s land-use and agency-formation mission as an Alternate Commissioner and to contribute disciplined, independent judgment to its deliberations.

Respectfully,

**Bill Lipe**

## **CV / RESUME**

### **BILL LIPE**

Salinas, California  
[REDACTED]

---

## **PUBLIC SERVICE & LAND-USE GOVERNANCE EXPERIENCE**

### **Resource Conservation District of Monterey County (RCDMC)**

**Director, Board of Directors** | 2020–Present

- Provide governance oversight for a special district whose work directly intersects land use, watershed management, and agricultural conservation.
- Review and guide policies affecting conservation planning, land stewardship priorities, and inter-agency coordination.
- Support alignment between district authority, partner agencies, and landowners across multiple jurisdictions.
- Participate in long-range planning and policy discussions shaping how conservation services are delivered geographically.

### **Salinas Valley Basin Groundwater Sustainability Agency (SVBGSA)**

**Director, Upper Valley (Elected)** | 2017–2021

- Participated in governance of basin-wide groundwater management affecting land use, pumping allocations, and long-term development constraints.
- Reviewed groundwater sustainability plans with direct implications for agricultural land use and regional planning.
- Helped balance statutory requirements with practical impacts on communities and landowners.

### **Monterey County Agriculture Advisory Committee**

**Committee Member / Chair (Various Periods)** | Past 15 Years

- Advised the County on agricultural land-use policy, zoning considerations, and related regulatory impacts.
- Worked with County departments to evaluate how land-use decisions affect agricultural operations and rural communities.



CASTROVILLE COMMUNITY  
SERVICES DISTRICT

**TO: Castroville Community Services District Board of Directors**

**FROM:** James Derbin, General Manager

**AGENDA DATE:** March 17, 2026

**DATE:** March 11, 2026

**RE: Well 6 Extended Pump Testing with Pueblo Water Resources Inc. and Pacific Coast Well Drilling Inc.**

---

**RECOMMENDATION:**

Authorize the General Manager to:

1. Execute a Professional Services Agreement with Pueblo Water Resources Inc. to provide consulting services for the 30 day extended pump testing of the new Well 6
2. Contract with, the low bidder, Pacific Coast Well Drilling Inc. to provide pumping equipment for the extended pump testing period.

**SUMMARY:**

In 2025, CCSD contracted with Maggiora Brothers Drilling to complete drilling and construction of Well 6. The initial post drilling pump testing showed steady improvement in water quality over time. Our consulting Hydrogeologist, Pueblo Water Resources, suggested the district continue with well development and water quality testing for an additional 30-day period. Pueblo's proposal, in the amount of \$14,995, can be found in Attachment A.

Staff solicited bids based on a specification developed by Pueblo and district staff. Several pump firms (4) were contacted with only two firms responding. Maggiora Brothers Drilling. Maggiora's bid was higher at \$84,120. Pacific Coast Well Drilling provided a proposal at, \$74,331.57. See Attachment B for a copy of their proposal.

Staff is in favor of pumping Well 6 for additional time in order to minimize the design and construction of any treatment for the Well 6 water if needed.

**FISCAL IMPACT:** The total cost of this work is \$89,326.57 and will be funded from the Well 6 CIP line item.



February 13, 2026  
Project No. 26-0011

Castroville Community Services District  
11499 Geil Street  
Castroville, CA. 95012

Attention: James Derbin, General Manager

Subject: Castroville CSD Well No. 6 Extended Pump Testing Project; Proposal for Professional Services.

Dear Mr. Derbin:

Pueblo Water Resources, Inc. (Pueblo) is pleased to submit this proposal for professional services to assist the Castroville Community Services District (CCSD) with implementing an extended pump and water quality testing program at the recently constructed Well No. 6. Following testing and analysis of samples collected from Well 6 after well construction, uncertainty remains regarding the quality of water produced from the well. Analytical results from samples collected from Well 6 during the step and constant rate tests had not appeared to have stabilized, and it is questionable whether the final sample collected at the conclusion of the constant rate test is representative of the quality of water for the well. Because of this, and because a preliminary blending analysis performed by the District's engineer (MNS Engineers) indicated that the design pumping rate for Well 6 will likely be significantly lower than originally planned (which influenced the pumping rates for the step and constant rate tests), it was concluded that additional testing and water quality analyses are necessary to establish that water quality parameters are stable by the conclusion of the extended pump testing and representative for the purposes of water treatment facilities design.

This proposal presents a scope of work necessary to establish and implement the plan for extended duration pump testing at Well 6. The work scope includes: project coordination and project management; development of a work plan and a request for price quotations (RFQs) for selected Contractors to perform the work; design and implementation of the extended duration pump testing program; assistance with the development of a water quality testing program; oversight and documentation of pump and piping installation; test initiation; and compilation and organization of test data, including field and laboratory water quality results..

#### **SCOPE OF WORK**

Descriptions of the work scope tasks for the extended duration pump testing project are presented below.



### **Task 1. Project Coordination and Project Management**

This task consists of overall project management and project coordination. Project coordination will include reviewing Contractor RFQ submittals, establishing and implementing the schedule for the project, coordination of laboratory sampling and testing, and serving as a liaison between the Contractor and CCSD. Project management will include monthly invoicing and preparation of Pueblo budget status updates, and review of Contractor invoices for the project.

### **Task 2. Preparation of Specifications and Contractor RFQs**

Pueblo will prepare a request for price quotation (RFQ) for the project and the test program which will serve as the basis for Contractor selection. The RFQ will include the specifications, descriptions of the work, and materials that will be required of the Contractors. Pueblo envisions soliciting three local qualified contractors to provide price quotations and submittals for the RFQs. Pueblo will assist CCSD in reviewing Contractor RFQ submittals and selecting the Contractor to perform the required work.

### **Task 3. Test Preparation, Instrumentation, Implementation**

Pueblo will work with CCSD and the Contractor to prepare for and implement the test program. Pueblo will oversee installation of a temporary pump and instrumentation of the pump to a control panel and generator, and installation of a temporary pipeline discharge system. Once the Contractor's facilities are in place, Pueblo will instrument the well with a water level data collection probe, and install a slip stream flow mechanism to the inline water quality sensor and data logger which will be used throughout the testing. The water quality sensor (AquaTroll 600) will continuously record field water quality parameters (pH, temp, conductance, oxidation reduction potential [ORP], dissolved oxygen) which will be necessary to determine if and when water quality parameters become stable, and will also be useful to CCSD's engineers in their design of treatment facilities. Pueblo will also coordinate with CCSD's water quality laboratory (MBAS) to establish a test program and schedule for sample collection. Once the pump is installed and all facilities are in place, Pueblo will assist in implementing the test.

### **Task 4. Project Oversight and Documentation**

Pueblo will be available remotely to assist CCSD staff with the collection of field water level and water quality data during the testing, and the documentation of test operations. Pueblo will generate a form that can be used by CCSD staff on a daily basis to record basic information regarding test operations (flow rate, water level in the well, field water quality data, fuel levels, etc.). Pueblo will coordinate with CCSD staff to review test operation data.

### **Task 5. Data Compilation and Assessment**

Pueblo will compile and organize data collected at the conclusion of the Well 6 extended duration pump testing program. These data will include water level data, field water quality data, well production information (instantaneous and totalizer derived flow rates), laboratory data. Data will be organized in table and graphical format to facilitate easy review and assessment of data. Data will be transmitted to CCSD upon completion of the test program.



### Estimated Fees

Our estimated costs for the replacement well project were developed based on our proposed scope of work, our experience with similar projects, and our 2026 fee schedule (attached).

The estimated project costs are summarized in the table below:

#### CCSD Estimated Fees for Pueblo's Professional Services Well 6 Extended Pump Testing Project

Task No./Description	Estimated Cost
1. Project Coordination/Project Management	\$3,120
2. Preparation of Specifications and Contractor RFQ	\$2,080
3. Test Preparation, Instrumentation, Initiation	\$4,680
4. Project Oversight and Documentation	\$520
5. Data Compilation, Assessment, and Analysis	\$2,600
Equipment and Other Direct Costs	\$1,995
<b>Total Estimated Costs</b>	<b>\$14,995</b>

As shown, based on the scope of services described above, we estimate the fees for our services will be approximately **\$14,995**, which will be billed on a time-plus-expenses basis in accordance with our 2026 Fee Schedule (attached). An estimated fee summary worksheet is attached showing the estimated man-hours and costs per task.

### Project Schedule

The CCSD desires that the Contractor mobilize to the site and begin work the week of March 23 or March 30, 2026. The duration of the proposed extended pumping test is four weeks.

Castroville CSD Well 6 Extended Pump Testing Project  
Proposal for Professional Services  
February 13, 2026

---



We appreciate the opportunity to provide assistance to CCSD on this important water supply project. If you require additional information regarding this proposal, please contact us. We are available to commence work on the project starting in mid-March 2026.

Sincerely,

PUEBLO WATER RESOURCES, INC.

A handwritten signature in black ink that reads "Michael S. Burke". The signature is written in a cursive, flowing style.

Michael S. Burke, P.G., C.Hg  
Principal Hydrogeologist

Attachments: Cost Estimation Spreadsheet  
2026 Fee Schedule

**CASTROVILLE COMMUNITY SERVICES DISTRICT**  
**Well 6 Extended Pump Testing Project**  
**Estimated Project Costs for Pueblo Professional Services**



<b>LABOR</b>		<b>Principal Prof.</b>	<b>Senior Prof.</b>	<b>Hours by Task</b>	<b>Estimated Task Cost</b>
<b>Hourly Fee</b>		<b>\$260</b>	<b>\$245</b>		
<b>Task</b>	<b>Task Description</b>				
1	Project Coordination/Project Management	12		12	\$3,120
2	Preparation of Specifications and Contractor RFQ	8		8	\$2,080
3	Test Preparation, Instrumentation, Initiation	18		18	\$4,680
4	Project Oversight and Documentation	2		2	\$520
5	Data Compilation and Demob	10		10	\$2,600
6	Reporting	0		0	\$0
<b>Hours by Labor Category:</b>		50	0		
<b>Costs by Labor Category:</b>		\$13,000	\$0		
				<b>Total Labor Hours:</b>	<b>50</b>
				<b>Total Labor Costs:</b>	<b>\$13,000</b>

<b>EQUIPMENT AND OTHER DIRECT COSTS</b>	<b>Unit Rate</b>	<b>Unit Price</b>	<b>No. of Units</b>	<b>Fee</b>
Aqua-troll Field Water Quality Analyzer and Logger	Monthly	\$720.00	1	\$720
Level-troll Water Level Logger	Monthly	\$450.00	0	\$0
Acoustic Sounder	Monthly	\$150.00	0	\$0
Water Quality Instruments (hand held).	Weekly	\$150.00	0	\$0
Per Diem	Day	\$195.00	5	\$975
Vehicle	Day	\$75.00	4	\$300
<b>Subtotal Equipment and ODCs:</b>				<b>\$1,995</b>

<b>OUTSIDE SERVICES</b>	<b>Units</b>	<b>Unit Price</b>	<b>No. of Units</b>	<b>Fee</b>
	Lump Sum			\$0
<b>Subtotal Outside Services:</b>				<b>\$0</b>
<b>Subtotal Outside Services w/ Markup (15%):</b>				<b>\$0</b>

<b>COST SUMMARY</b>	
<b>Labor</b>	<b>\$13,000</b>
<b>Equipment and Other Direct Costs</b>	<b>\$1,995</b>
<b>TOTAL ESTIMATED COSTS PROFESSIONAL SERVICES</b>	<b>\$14,995</b>

Assumptions: Task 3 - two days install and set up, two 1/2 days initial monitoring and CCSD staff training; 3 days per diem  
 Task 5 -one day eqpt removal and download, 2 day per diem.



PUEBLO WATER RESOURCES, INC.  
2026 FEE SCHEDULE

*Professional Services*

Principal Professional.....	\$260/hr
Senior Professional.....	\$245/hr
Project Professional.....	\$225/hr
Staff Professional .....	\$195/hr
Technician.....	\$185/hr
AutoCad Drafter.....	\$170/hr
Word Processor .....	\$150/hr

*Other Direct Charges*

Subcontracted Services.....	Cost Plus 15%
Outside Reproduction.....	Cost Plus 15%
Travel Expenses.....	Cost Plus 15%
Per Diem*.....	\$150/day
Vehicle .....	\$75/day

*Equipment Charges*

Drilling Fluid Test Kit.....	\$100/day, \$400/week
Field Water Quality Meter (Hach DR890) .....	\$75/day, \$275/week
Orion ORP/pH/Temp Probe.....	\$75/day, \$275/week
Water Level Probes (In-Situ Level Troll) .....	\$75/day, \$300/week
Water Level Probes – Long Term Deployment (> 6 months) .....	\$150/month
Water Quality Probes (In-Situ Aqua Troll) .....	\$100/day, \$325/week
Ultrasonic Flowmeter.....	\$200/day, \$750/week

\*Regionally and seasonally specific to project.

Castroville Community Services District  
Well No. Well No. 6 Extended Pumping Test Project RFQ  
February 2026



**CASTROVILLE COMMUNITY SERVICES DISTRICT  
WELL 6 EXTENDED PUMPING TESTING PROJECT**

**PRICE QUOTATION**

The undersigned declares that he/she has examined all of the documents related to this project, including but not limited to insurance and indemnification requirements, scope of work, and required materials, supplies and equipment to be supplied by the contractor. The CCSD reserves the right to reject any or all quotes, to waive any informality or irregularity in any quote or in the quoting procedure.

The cost of all labor, material, equipment, shipping, and sales taxes (as required), necessary for the completion of the scope of work, even though not shown or specified, shall be included in the quoted price for completion of the project described herein.

**Total Price Quote for Scope of Work Described in this RFQ:** \$74,331.57

**Total Price Quote per Week of Additional Pumping:** : \$12,414.33

**Name of Firm:** Pacific Coast Well Drilling, Inc.

**Representative:** Will Hansen

**Title:** Director of Sales

**Signature:** 

**Date:** 3/6/2026

**PRICE QUOTE SHALL BE VALID FOR 60 DAYS**  
**Price Quote due Friday, March 6, 2026, 5:00 PM**


**Email Price Quote to James Derbin and Mike Burke at the email addresses provided above.**

Note: Due to scope of project and added cost, assumed that Pollution Liability Coverage and Builder's Risk insurance requirements can be waived. Both would be an additional cost

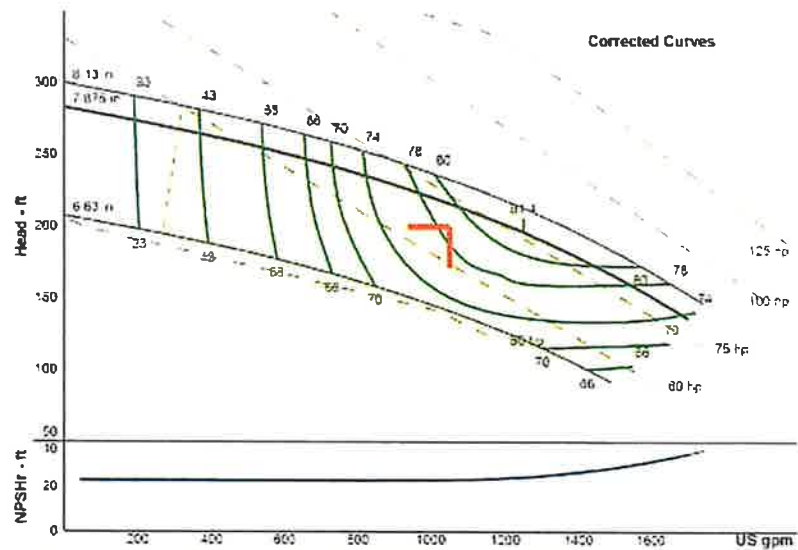
Due to potential for varying fuel prices (Iran conflict), are proposal assumes to charge for actual fuel costs plus 10% markup. Fuel supplier invoices will be provided with application for payment.



## SUBMERSIBLE PUMP TO BE PROVIDED

Pump Data Sheet -			
Company Name	Customer		
Date: 08/04/2020			
			
<b>Pump:</b>			
Size	11CLC (stages: 11)	<b>Dimensions:</b>	
Type	Submersible	Suction	---
Synch Speed	3600 rpm	Discharge	---
Dia	7.675 in	<b>Vertical Turbine:</b>	
Curve	E6411CFPC1	Eye Area	
		Bowl Size	11 in
		Max Lateral	0.88 in
		Thrust K Factor	7.0 bit
<b>Fluid:</b>			
Name	Water	Vapor Pressure	0.256 psia
SG	1	Air Pressure	14.7 psia
Density	62.4 lb/ft <sup>3</sup>	Viscosity	1.1 cP
Temperature	60 °F	Marg n Ratio	1
<b>Pump Limits:</b>			
Temperature	---	Sphere Size	0.88 in
Wkg Pressure	---		
<b>Motor:</b>			
Standard:	NEMA	Size	100 hp
Enclosure:	SUB	Speed	3600 rpm
Frame:	8 in		
Sizing Criteria:	Max Power on Design Curve		
<b>Search Criteria:</b>			
Flow	1050 US gpm	Near Mess	---
Head	200 ft	Static Head	0 ft
<b>Pump Selection Warnings:</b>			
None			

--- Duty Point ---	
Flow:	1083 US gpm
Head:	213 ft
Eff:	80.3%
Power:	72.5 hp
NPSHr:	23.2 ft
Speed:	3425 rpm
--- Design Curve ---	
Shutoff Head:	283 ft
Shutoff dP:	123 psf
Min Flow:	312 US gpm
BEP:	81.4% @ 1248 US gpm
NOL Power:	80 hp @ 1659 US gpm
--- Max Curve ---	
Max Power:	86 hp @ 1703 US gpm



**Performance Evaluation:**

Flow US gpm	Speed rpm	Head ft	Efficiency %	Power hp	NPSHr ft
1260	3425	195	31.4	76.1	24.5
1050	3425	216	79.8	71.8	23.1
840	3425	234	74.4	66.7	23
630	3425	249	64.1	61.8	23
420	3425	262	47.9	57.9	23



### Quotation for Permanent Pump

Date: 3/6/2026  
 Customer: Castroville CSD - Submersible Pump Rental  
 Customer Address:  
 City, State, Zip:  
 Project Name: Castroville CSD - Submersible Pump Rental  
 Project Address: Behind Cardinale Warehouse  
 City, State, Zip: Castroville, CA

Job No: 6###  
 Contact: Mike Burke  
 Cell: 805.620.2202  
 Email: mburke@pueblo-water.com  
 Alt. Contact:  
 Alt. Cell:  
 Alt. Email:

Job Description: Precision Hydro is pleased to provide the following proposal for a month long test pump rental. A submersible pump with VFD will be provided, set to produce 600 to 1000 GPM. A 140 kW w/ auxiliary fuel cell will be provided and rented by the month. PH also included an estimated cost for fuel, assuming continuous operation for a month straight. The cost for fuel is an estimate, and will be final invoiced at cost + 10%.

PH will schedule fuel deliveries and pay the fuel provided, but CCSD will be responsible for providing access to the site for the fuel truck (e.g. a key to the gate or allowing for a second lock).

It is assumed that PH will provide a brief training on how to start the genset and run the pump immediately after installation, but we have not budgeted additional trips up during operation.

Item	Qty	Unit	Description	Unit Price	Total
10	1.0	LS	Prep/Mob/Install/Remove Submersible Pump	\$18,550.00	\$18,550.00
20	1.0	LS	Discharge Manifold Install/Removal	\$4,250.00	\$4,250.00
30	1.0	MO	Generator Rental	\$17,701.85	\$17,701.85
40	5,040.0	GAL	Fuel Delivery - Off Road Diesel	\$4.25	\$21,420.00
50	1.0	MO	PH Pumping Equipment Rental	\$8,263.50	\$8,263.50

#### Cost Breakdown

			Labor		\$22,800.00
			Materials		\$47,385.35
			Local Ag Sales Tax	8.75%	\$4,146.22
			Freight		\$0.00

**Total Estimated Contract Price: \$74,331.57**

Precision Hydro (PH) Standard Terms and Conditions apply and all invoices are due on date issued and subject to 1.5% interest per 30-days thereafter. Terms include 25% of cost at acceptance of quote, 25% once materials are received, and 50% each line or task completion. PH is a dba of Pacific Coast Well Drilling. This quote is at Prevailing Wage rates. At the discretion of accounting, a 20-day preliminary notice may be filed. This is neither a lien nor a reflection on the integrity of any person or business, but simply a notice as prescribed in California Civil Code sections 3097 and 3098. PH estimated charges would not be exceeded without prior written authorization from the Owner. PH Warranty is restricted to materials supplied. Quote is valid for 15 days.

Precision Hydro appreciates the opportunity to assist with this project and if you have any questions regarding the technical aspects of this project please do not hesitate to give me a call.

Precision Hydro

3/6/2026

[Name]

Date

Castroville CSD - Submersible Pump Rental

Name:

Date

**Castroville Community Services District**  
**AMENDED Water Income and Expense Budget**  
**July 2025 through June 2026**

	<b>2025/2026</b>	<b>Amended 2025/2026</b>
<b>Income</b>		
4010 · Metered Water Sales	\$ 1,362,000	\$ 1,368,000
4020 · Hydrant Water Sales	\$ 5,000	\$ 8,200
4030 · New Service Installation	\$ 10,158	\$ 29,416
4040 · Backflow Revenue	\$ -	\$ 873
Misc. Revenue		
4050 · Misc. Revenue-Other	\$ 3,500	\$ 5,000
4053 · Reconnect Charges	120	120
4054 · NSF Charges	140	140
4057 · Trip Fee Charges	2,500	2,500
Total Misc. Revenue	<u>\$ 6,260</u>	<u>\$ 7,760</u>
4060 · Interest Earned	\$ 240,000	\$ 200,000
4062 · Deep Well-DWR IRWM Grant	\$ -	\$ 160,935
<b>Total Income</b>	<b><u>\$ 1,623,418</u></b>	<b><u>\$ 1,775,184</u></b>

**Expense**

**WATER OPERATIONS EXPENSE**

General Operations Expense

5110 · Shop Supplies	\$ 1,000	\$ 1,000
5115 · Tools & Equipment	3,000	3,000
5120 · Operators Uniforms	3,075	3,800
5125 · Cellular Phones	1,700	1,700
5130 · Operators Certifications	1,000	1,000
5135 · Water Testing Fees	13,500	13,500
5136 · Backflow Testing	-	-
5138 · Water System Fees	12,800	12,800
Total General Operations Expense	<u>\$ 36,075</u>	<u>\$ 36,800</u>

Well Sites Expense

5155 · Utilities - P G & E	\$ 170,000	\$ 193,000
5165 · Pump Repair/Maintenance \$52	5,000	5,000
5170 · Supplies for Pumps & Well Sites	10,000	14,000
5178 · Generators Repairs/Maintenance	12,000	6,000
5180 · Tank Repair/Maintenance	1,000	1,000
5185 · Building Repair/Maintenance	3,400	3,400
5190 · Chlorine/Softener Repair/Maintenance	6,000	6,000
5195 · Well Sites - Other Expense	7,500	7,500
Total Well Sites Expense	<u>\$ 214,900</u>	<u>\$ 235,900</u>

**Castroville Community Services District**  
**AMENDED Water Income and Expense Budget**  
**July 2025 through June 2026**

	<b>2025/2026</b>	<b>Amended 2025/2026</b>
Valve Expense		
5210 · Valve - Supplies	500	500
5230 · Valve - Repair/Maintenance	7,000	7,000
Total Valve Expense	\$ 7,500	\$ 7,500
Meter Expense		
5260 · Meter - Supplies	\$ 6,000	\$ 6,000
5270 · Meter - Repair/Maintenance	5,000	5,000
Total Meter Expense	\$ 11,000	\$ 11,000
Hydrant Expense		
5310 · Hydrant - Supplies	\$ 2,500	\$ 2,500
5330 · Hydrant - Repair Maintenance	5,000	5,000
Total Hydrant Expense	\$ 7,500	\$ 7,500
Water Lines Expense		
5355 · Water Lines - Supplies	\$ 4,000	\$ 25,000
5365 · Water Lines - Repair/Maintenance	25,000	10,000
Total Water Lines Expense	\$ 29,000	\$ 35,000
5400 · Water Depreciation Expense	\$ 300,000	\$ 300,000
Automobile Expense		
5451 · Fuel	\$ 8,000	\$ 8,000
5452 · Repair/Maintenance	\$ 2,850	\$ 2,850
5453 · Other-Auto Expense	1,500	4,500
Total Automobile Expense	\$ 12,350	\$ 15,350
Payroll Expense Water Operation		
5520 · Operators Water Wages	\$ 158,270	\$ 158,270
Total Payroll Expense-Operations	\$ 158,270	\$ 158,270
<b>TOTAL OPERATIONS EXPENSE</b>	<b>\$ 776,595</b>	<b>\$ 807,320</b>
<b>ADMINISTRATIVE EXPENSE</b>		
Billing Expense		
5565 · Postage	\$ 11,350	\$ 12,000
5570 · Billing Supplies	2,000	2,000
5580 · Toilet Rebate	225	375
5590 · Other Billing Expense	6,600	7,000
Total Billing Expense	\$ 20,675	\$ 21,875

**Castroville Community Services District**  
**AMENDED Water Income and Expense Budget**  
**July 2025 through June 2026**

	2025/2026	Amended 2025/2026
<b>Utilities Expense</b>		
5611 · Utilities - P G & E	\$ 2,500	\$ 2,500
5612 · Utilities - Telephones	2,200	2,350
5613 · Utilities - Disposal	595	850
5650 · Utilities - M 1W	195	195
Total Utilities Expense	<u>\$ 5,490</u>	<u>\$ 5,895</u>
 <b>Insurance Expense</b>		
5621 · Insurance - Auto & General	\$ 23,000	\$ 23,000
Total Insurance Expense	<u>\$ 23,000</u>	<u>\$ 23,000</u>
 <b>Office Expense</b>		
5710 · Office Supplies	\$ 2,500	\$ 2,500
5715 · Office Equipment	2,000	2,000
5720 · Misc Office Expense	3,500	3,500
5725 · Community Outreach	2,000	2,000
5730 · Alarm Monitoring Service	800	800
5735 · Property Taxes	1,000	1,000
5740 · Computer Programs/Upgrades	14,000	22,000
5745 · Bank Fees	1,200	1,200
5750 · Seminars/Training/Staff	7,500	7,500
5752 · Seminar/Training/Directors	8,000	8,000
5760 · Membership Dues	13,000	13,000
5765 · Office Repairs/Maintenance	2,600	2,600
5770 · Building Maintenance	3,000	3,000
Total Office Expense	<u>\$ 61,100</u>	<u>\$ 69,100</u>
 <b>Payroll Expenses</b>		
5810 · Wages Water- General Manager	\$ 94,500	\$ 94,500
5820 · Wages - Administrative	93,881	93,881
5865 · Insurance - Workers Comp	7,425	7,425
5875 · Employee Health Benefits	125,927	147,110
5880 · PERS Retirement Benefits-Employer Con	35,358	35,358
5880-A · Pension Exp PERS Retirement Benefits	11,678	11,678
5882 · Employee Life Insurance	729	729
5885 · FICA Expense	25,553	25,553
5895 · Retired Employee Benefits	11,130	11,650
5896 · Other Post Employment Benefits	8,741	8,741
Total Payroll Expenses	<u>\$ 414,922</u>	<u>\$ 436,625</u>

**Castroville Community Services District  
 AMENDED Water Income and Expense Budget  
 July 2025 through June 2026**

	<b>2025/2026</b>	<b>Amended 2025/2026</b>
Consulting Expense		
5910 · Legal Fees	\$ 12,000	\$ 2,000
5920 · Engineering Fees	7,000	7,000
5930 · Director Fees	2,700	2,700
5940 · Accounting Fees	9,585	9,585
5960 · Other Consulting Fees	35,000	55,000
Total Consulting Expense	\$ 66,285	\$ 76,285
<b>TOTAL ADMINISTRATIVE EXPENSE</b>	<b>\$ 591,472</b>	<b>\$ 632,780</b>
<b>TOTAL COMBINED EXPENSES</b>	<b>\$ 1,368,067</b>	<b>\$ 1,440,100</b>
Net Income or Loss	<b>\$ 255,351</b>	<b>\$ 335,084</b>
 *Less Capital Expenditures:	 <b>\$ 1,836,860</b>	 <b>\$ 2,342,571</b>
New Vehicles (S)	\$ 54,000	\$ 63,400
District Office (S)	\$ 60,750	\$ 30,000
Bobcat Loader (S)	\$ 13,500	\$ -
New Sampling Stations (8)	\$ 15,000	\$ -
Tank Cathodic Protection	\$ 60,000	\$ -
New Well 6-Construction 50% -\$1,445,220	\$ 722,610	\$ 1,633,171
Lateral Replacement	\$ 500,000	\$ 600,000
Valve & Main Replacement	\$ 100,000	\$ -
Chlorine Generators	\$ 45,000	\$ -
Well Motors & Pumping Equipment	\$ 10,000	\$ 10,000
SCADA Upgrades	\$ 1,000	\$ 1,000
Meters	\$ 5,000	\$ 5,000
Well #3 Rehabilitation	\$ 250,000	\$ -
	\$ -	\$ -
LAIF-Water Funding Source	\$ 1,585,000	\$ 2,010,000
Net Income or Loss	<b>3,491</b>	<b>2,513</b>

\*Capital Expenditures will be booked as an asset

\*Depreciation Expense is reflected

**Castroville Community Services District**  
**Amended Castroville (Zone 1) Sewer Income and Expense Budget**  
**July 2025 through June 2026**

	<b>2025/2026</b>	<b>Amended 2025/2026</b>
<b>Income</b>		
<b>ZONE 1 (CASTROVILLE) REVENUE</b>		
4105 · User fees - Storm Drain #75301	\$ 65,000	\$ 65,000
4115 · Property Taxes-70%	1,200,000	1,230,000
4125 · Sewer Connection Fees	6,336	45,182
4130 · Misc Revenue	1,000	1,000
4135 · Zone 1 Interest Earned	342,000	330,000
<b>Total Income</b>	<b>\$ 1,614,336</b>	<b>\$ 1,671,182</b>
 <b>Zone 1 OPERATION EXPENSE</b>		
<b>General Operation Expense</b>		
7005 · Shop Supplies	\$ 1,200	\$ 1,200
7010 · Small Tools	1,500	1,500
7015 · Operators Uniforms	2,725	2,725
7018 · Operators Certifications	500	500
7020 · Cellular Phones	1,260	1,260
<b>Total General Operation Expense</b>	<b>\$ 7,185</b>	<b>\$ 7,185</b>
 <b>Lift Station Expense</b>		
7105 · Sewer Utilities PG & E	\$ 6,400	\$ 6,400
7115 · Lift Station Repair/Maintenance	5,000	5,000
7120 · Supplies for Pump Station	1,200	1,200
7122 · Permit Fee for Generators	540	540
7125 · Building Repair & Maintenance	1,000	1,000
<b>Total Lift Station Expense</b>	<b>\$ 14,140</b>	<b>\$ 14,140</b>
 7200 · Sewer (Zone 1) Depreciaton Expense	 55,000	 55,000
 <b>Automobile Expense</b>		
7305 · Fuel for Trucks	\$ 4,500	\$ 4,500
7310 · Repair/Maintenance	2,850	2,850
7315 · Other Auto Expense	1,500	3,500
<b>Total Automobile Expense</b>	<b>\$ 8,850</b>	<b>\$ 10,850</b>
 <b>Payroll Expense-Operation</b>		
7405 · Operators Zone 1 Wages	\$ 123,099	\$ 123,099
<b>Total Payroll Expense</b>	<b>\$ 123,099</b>	<b>\$ 123,099</b>

**Castroville Community Services District**  
**Amended Castroville (Zone 1) Sewer Income and Expense Budget**  
**July 2025 through June 2026**

	<b>2025/2026</b>	<b>Amended 2025/2026</b>
Sewer Line Expense		
7465 · Sewer Line-Repair/Maintenance	\$ 12,500	\$ 2,500
Total Sewer Line Expense	\$ 12,500	\$ 2,500
Storm Drain Expense		
7475 · Storm Drain-Supplies	\$ 1,000	\$ 1,000
7485 · Storm Drain-Repair/Maintenance	20,000	2,500
7492 · Storm Drain-Fuel for Trucks	1,800	1,800
Total Storm Drain Expense	\$ 22,800	\$ 5,300
<b>TOTAL OPERATION EXPENSE</b>	<b>243,574</b>	<b>218,074</b>

**ZONE 1 ADMINISTRATIVE EXPENSE**

Office Expense		
7505 · Office Supplies	\$ 2,200	\$ 2,200
7510 · Office Equipment	1,500	1,500
7515 · Misc. Office Expense	1,600	1,600
7520 · Computer Program/Upgrade	4,000	10,000
7525 · Office Repair/Maintenance	2,000	2,000
7530 · Alarm Monitoring Service	500	500
7535 · Property Taxes	600	600
7540 · Seminars/Training/Staff	5,500	5,500
7545 · Seminar/Training/Directors	6,000	6,000
7555 · Membership Dues	11,000	11,000
7560 · Building Maintenance	2,000	2,000
7586 · Bad Debt Write-Offs	500	500
Total Office Expense	\$ 37,400	\$ 43,400
Payroll Expense Admin		
7605 · Wages Zone 1 GM	\$ 73,500	\$ 73,500
7620 · Wages Zone 1 Admin	73,019	73,019
7625 · Insurance -Workers Comp	5,775	5,775
7630 · Employee Health Benefits	97,943	114,420
7632 · FICA Expense	19,875	19,875
7635 · PERS Retirement Benefits Employer Contribut	27,500	27,500
7635-A · Pension Exp PERS Retirement Benefits UAL	9,083	9,083
7636 · Other Post Employment Benefits	6,799	6,799
7640 · Employee Life Insurance	567	567
7645 · Retired Employee Benefits	8,656	12,750
Total Payroll Expense	\$ 322,717	\$ 343,288

**Castroville Community Services District**  
**Amended Castroville (Zone 1) Sewer Income and Expense Budget**  
**July 2025 through June 2026**

	<b>2025/2026</b>	<b>Amended 2025/2026</b>
<b>Utilities Expense</b>		
7655 · Utilities - PG &E	\$ 2,000	\$ 2,000
7660 · Utilities-Telephones	1,720	1,850
7665 · Utilities - Disposal	465	665
7670 · Utilities - M1W	152	152
<b>Total Utilities Expense</b>	<b>\$ 4,337</b>	<b>\$ 4,667</b>
<b>Sewer Consulting Expense</b>		
7705 · Sewer Legal Fees	\$ 25,000	\$ 5,000
7710 · Sewer Engineer Fees	6,000	6,000
7715 · Sewer Accounting Fees	7,455	7,455
7720 · Sewer Other Consulting Fees	20,000	20,000
7725 · Director Fees	2,100	2,100
<b>Total Consulting Expense</b>	<b>\$ 60,555</b>	<b>\$ 40,555</b>
<b>Insurance Expense</b>		
7755 · Insurance - Auto & General	\$ 17,872	\$ 17,872
<b>Total Insurance Expense</b>	<b>\$ 17,872</b>	<b>\$ 17,872</b>
<b>Bond, Loan, &amp; Certif. Expense</b>		
7772 · Investment Advisory Services	\$ 50	\$ 50
7774 · CSA 14/CCSD Organizational Cost	3,589	3,589
7775 · Willdan Tax Code-Admin Fee	700	700
7776 · Unrealized/Gain-Loss of Investment	15,000	15,000
<b>Total Bond, Loan &amp; Certif. Expense</b>	<b>\$ 19,339</b>	<b>\$ 19,339</b>
<b>Storm Drain Consulting Expense</b>		
7805 · Storm Drain Legal Fees	\$ 500	\$ 500
7810 · Storm Drain Engineer Fees	1,000	1,000
7815 · Storm Drain Other Consulting Fee	500	500
<b>Total Consulting Expense</b>	<b>\$ 2,000</b>	<b>\$ 2,000</b>
<b>TOTAL ADMINISTRATIVE EXPENSE</b>	<b>\$ 464,220</b>	<b>\$ 471,121</b>
<b>TOTAL COMBINED EXPENSES</b>	<b>\$ 707,794</b>	<b>\$ 689,195</b>
<b>NET INCOME OR LOSS</b>	<b>\$ 906,542</b>	<b>\$ 981,987</b>

**Castroville Community Services District  
Amended Castroville (Zone 1) Sewer Income and Expense Budget  
July 2025 through June 2026**

	<b>2025/2026</b>	<b>Amended 2025/2026</b>
<b>*Less Capital Expenditures:</b>	<b>229,750</b>	<b>49,000</b>
District Office (S)	\$ 47,250	\$ 20,000
New Vehicles (S)	\$ 12,000	\$ 14,000
Bobcat (S)	\$ 10,500	\$ -
Lift Stations Pumps	\$ 10,000	\$ -
Washington Sewer Bypass	\$ 100,000	\$ 15,000
Laterals & Sewer Mains	\$ 50,000	\$ -
Transfer Out- Property Taxes to Zone 1 Gov		
NCRPD Extended Recreational Services	\$ 127,500	\$ 127,500
NCRPD Capital Improvement Project	\$ 100,000	\$ 100,000
Street Lighting Utility for Zone 1 Gov	\$ 10,000	\$ 10,000
Street Lighting Upgrades Zone 1 Gov	\$ 30,000	\$ 30,000
<b>Net Income or Loss</b>	<b>409,292</b>	<b>665,487</b>

\*Capital Expenditures will be booked as an asset

\*Depreciation Expense is reflected

**Castroville Community Services District**  
**Amended Castroville (Zone 1) Governmental Activities**  
**Income and Expense Budget**  
**July 2025 through June 2026**

	<b>2025/2026</b>	<b>Amended 2025/2026</b>
<b>Income</b>		
<b>ZONE 1 (CASTROVILLE) REVENUE</b>		
4107 · User fees - Street Lights #75301	\$ 33,000	\$ 33,000
4108 · CalTrans Grant-Overhead Sign	-	408,000
4135 · Zone 1 Interest Earned	2,500	2,500
<b>Total Income</b>	<b>\$ 35,500</b>	<b>\$ 443,500</b>
<b>ZONE 1 OTHER OPER &amp; MAINT EXPENSE</b>		
7825 · Street Lighting Utility Cost	\$ 37,000	\$ 37,000
7826 · Street Lighting Upgrades	\$ 30,000	\$ 30,000
7830 · Castroville Sign Maintenance	2,000	2,000
7835 · Pedestrian Over Cross Maintenance	5,000	5,000
7902 · Government (Zone1) Depreciation Expense	7,296	2,000
<b>Total Zone1 Other Oper &amp; Maint Expense</b>	<b>\$ 81,296</b>	<b>\$ 76,000</b>
<b>TOTAL OTHER OPERATION EXPENSE</b>	<b>81,296</b>	<b>76,000</b>
<b>ZONE 1 RECREATIONAL EXPENSE</b>		
7850 · No. Co. Rec & Park District		
NCRPD Extended Recreational Services	127,500	127,500
NCRPD Capital Projects	100,000	-
<b>Total Zone 1 Recreational Expense</b>	<b>\$ 227,500</b>	<b>\$ 127,500</b>
<b>TOTAL RECREATIONAL EXPENSE</b>	<b>\$ 227,500</b>	<b>\$ 127,500</b>
<b>TOTAL COMBINED EXPENSES</b>	<b>\$ 308,796</b>	<b>\$ 203,500</b>
<b>NET INCOME OR LOSS</b>	<b>(\$273,296)</b>	<b>\$240,000</b>
<b>Transfer In- Property Taxes to Zone 1 Gov</b>		
Street Lighting Utility	\$ 10,000	\$ 10,000
Street Lighting Upgrades	\$ 30,000	\$ 30,000
NCRPD Extended Recreational Services	\$ 227,500	\$ 227,500
	\$ -	\$ -
	<b>\$ 267,500</b>	<b>\$ 267,500</b>
<b>*Less Capital Expenditures:</b>		
LAIF-Zone 1 Governmental Funding	\$ 6,000	\$ 500
CalTrans Grant-Overhead Sign	\$ -	\$ 408,000
<b>Net Income or Loss</b>	<b>\$204</b>	<b>\$100,000</b>

\*Capital Expenditures will be booked as an asset

\*Depreciation Expense to be reflected

**Castroville Community Services District**  
**Amended Sewer Zone 2 Income and Expense Budget**  
**July 2025 through June 2026**

	<b>2025/2026</b>	<b>Amended 2025/2026</b>
<b>Income</b>		
ZONE 2 (MORO COJO) REVENUE		
4205 · Userfees MC-Sewer & Storm Drain #73701	\$ 70,254	\$ 70,254
4210 · Zone 2 Interest Earned	1,500	9,500
4212 · Property Taxes-10%	\$ 172,000	\$ 172,000
4215 · Userfees NMCHS & Mobile Park	93,314	93,314
<b>Total Income</b>	<b>\$ 337,068</b>	<b>\$ 345,068</b>
 <b>ZONE 2 OPERATION EXPENSE</b>		
General Operation Expense		
8030 · Shop Supplies	\$ 500	\$ 500
8035 · Small Tools	\$ 500	\$ 500
8037 · Operators Uniforms	\$ 750	\$ 750
8038 · Operators Certification	\$ 350	\$ 350
8039 · Operators Cellular Phones	360	360
Total General Operation Expense	\$ 2,460	\$ 2,460
 Lift Station Expense		
8055 · Utilities	\$ 13,800	\$ 15,200
8065 · Lift Station Repair/Maintenance	5,000	5,000
8070 · Supplies for Pump Station	1,000	1,000
8080 · Building Repair & Maintenance	500	500
Total Lift Station Expense	\$ 20,300	\$ 21,700
8082 · Sewer (Zone 2) Depreciaton Expense	\$ 20,304	\$ 21,900
 Automobile Expense		
8090 · Fuel for Trucks	\$ 1,800	\$ 1,800
8095 · Auto-Repair/Maintenance	2,500	2,500
8100 · Other Auto Expense	500	1,000
Total Automobile Expense	\$ 4,800	\$ 5,300
 Payroll Expense-Operations		
8110 · Operator Zone 2 Wages	\$ 35,171	\$ 35,171
Total Payroll Expenses-Operations	\$ 35,171	\$ 35,171
 Sewer Line Expense		
8135 · Sewer Line-Repair/Maintenance	\$ 2,000	\$ 2,000
Total Sewer Line Expense	\$ 2,000	\$ 2,000
 Storm Drain Expense		
8145 · Storm drain-Supplies	\$ 500	\$ 500
8155 · Storm drain-Repair/Maintenance	1,000	1,000
Total Storm Drain Expense	\$ 1,500	\$ 1,500

**Castroville Community Services District**  
**Amended Sewer Zone 2 Income and Expense Budget**  
**July 2025 through June 2026**

	<b>2025/2026</b>	<b>Amended 2025/2026</b>
<b>TOTAL OPERATION EXPENSE</b>	<b>86,535</b>	<b>90,031</b>
<b>ZONE 2 ADMINISTRATIVE EXPENSE</b>		
Office Expense		
8178 · Seminar/Training/Directors	\$ 2,500	\$ 2,500
8179 · Membership Dues	3,500	3,500
8181 · Office Supplies	600	600
8182 · Office Equipment	500	500
8183 · Misc. Office Expense	500	500
8184 · Building Maintenance	1,000	1,000
8185 · Computer Program/Upgrade	2,000	2,800
8186 · Office Repair/Maintenance	700	700
8187 · Alarm Monitoring Service	200	200
8188 · Property Taxes	310	310
8189 · Seminars/Training/Staff	2,000	2,000
Total Office Expense	\$ 13,810	\$ 14,610
Payroll Expense Administration		
8191 · Wages- Zone 2 GM	21,000	21,000
8195 · Wages-Zone 2 Admin	20,863	20,863
8200 · Insurance-Workers Comp	1,650	1,650
8205 · Employee Health Benefits	27,984	32,700
8210 · PERS Retirement Benefits Employer Contribution	7,858	7,858
8210-A · Pension Exp PERS Retirement Benefits UAL	2,595	2,595
8211 · Retired Employee Benefitis	2,473	2,600
8212 · Employee Life Insurance	162	162
8213 · Other Post Retirement Benefits	1,943	1,943
8214 · FICA Expense	5,679	5,679
Total Payroll Expense Administration	\$ 92,207	\$ 97,050
Utilities Expense		
8221 · Utilities - PG &E	\$ 625	\$ 625
8222 · Utilities-Telephones	500	600
8223 · Utilities - Disposal	135	200
8224 · Utilities - M1W	44	44
Total Utilities Expense	\$ 1,304	\$ 1,469
Consulting Expense		
8216 · Sewer Consulting Fees	7,000	7,000
8217 · Sewer Engineer Fees	4,000	4,000

**Castroville Community Services District**  
**Amended Sewer Zone 2 Income and Expense Budget**  
**July 2025 through June 2026**

	<b>2025/2026</b>	<b>Amended 2025/2026</b>
8218 · Sewer Accounting Fees	2,300	2,300
8219 · Sewer Legal Fees	3,000	3,000
8226 · Director Fees	600	600
8229 · Moro Cojo Annexation Amorization	\$ 533	\$ 533
	\$ 17,433	\$ 17,433
Insurance Expense		
8230 · Insurance-Auto & General	\$ 5,200	\$ 5,200
Total insurance Expense	\$ 5,200	\$ 5,200
<b>TOTAL ADMINISTRATIVE EXPENSE</b>	<b>\$ 129,954</b>	<b>\$ 135,762</b>
<b>TOTAL COMBINED EXPENSES</b>	<b>\$ 216,489</b>	<b>\$ 225,793</b>
<b>NET INCOME OR LOSS</b>	<b>\$ 120,579</b>	<b>\$ 119,275</b>
<b>LESS CAPITAL EXPENDITURES:</b>	<b>\$ 43,500</b>	<b>\$ 32,000</b>
<b>District Office (S)</b>	\$ 13,500	\$ 5,000
<b>New Vehicles</b>	\$ 12,000	\$ 12,000
<b>Bobcat</b>	\$ 3,000	\$ -
<b>Lift Station Pumps-Impellers</b>	\$ 15,000	\$ 15,000
<b>Net income or Loss</b>	<b>\$ 77,079</b>	<b>\$ 87,275</b>

\*Capital Expenditures will be booked as an asset

\*Depreciation Expense is reflected

**Castroville Community Services District  
 Amended Zone 2 Governmental Activities  
 Income and Expense Budget  
 July 2025 through June 2026**

	<b>2025/2026</b>	<b>Amended 2025/2026</b>
<b>Income</b>		
4207 · Userfees MC-Street, Open Sp, Street Lights #73701	\$ 33,600	\$ 33,600
4210 · Zone 2 Interest Earned	12,000	13,000
<b>Total Income</b>	<b>\$ 45,600</b>	<b>\$ 46,600</b>
<b>ZONE 2 OTHER OPER &amp; MAINT EXPENSE</b>		
8245 · Open Space Maint-Outside Service	\$ 5,000	\$ 5,000
8250 · Street Light Utility Cost	4,400	4,400
8255 · Road Repair	5,000	5,000
8260 · Street Signage	500	500
<b>Total Zone 2 Other Operation &amp; Maint Expense</b>	<b>\$ 14,900</b>	<b>\$ 14,900</b>
<b>NET INCOME OR LOSS</b>	<b>\$ 30,700</b>	<b>\$ 31,700</b>

**Castroville Community Services District**  
**Amended Moss Landing (Zone 3) Sewer Income and Expense Budget**  
**July 2025 through June 2026**

	<b>2025/2026</b>	<b>Amended 2025/2026</b>
<b>Income</b>		
Zone 3 (Moss Landing) REVENUE		
4305 · Property Taxes-20%	345,000	354,000
4306 · Sewer Connection Fees	3,168	3,168
4307 · Sanitation Fees	192,000	192,000
4308 · Interest Earned	50,000	70,000
4309 · Misc Revenue	500	500
<b>Total Income</b>	<b>\$ 590,668</b>	<b>\$ 619,668</b>
 <b>Zone 3 OPERATION EXPENSE</b>		
General Operation Expense		
9005 · Shop Supplies	\$ 500	\$ 500
9010 · Small Tools	500	500
9015 · Operators Uniforms	750	750
9018 · Operators Certifications	350	350
9020 · Cellular Phones	360	360
<b>Total General Operation Expense</b>	<b>\$ 2,460</b>	<b>\$ 2,460</b>
 Lift Station Expense		
9105 · Sewer Utilities PG & E	\$ 15,300	\$ 17,300
9115 · Lift Station Repair/Maintenance	10,000	10,000
9120 · Supplies for Pump Station	5,000	5,000
<b>Total Lift Station Expense</b>	<b>\$ 30,300</b>	<b>\$ 32,300</b>
 9200 · Sewer (Zone 3) Depreciaton Expense	 \$ 31,000	 \$ 31,000
 Automobile Expense		
9305 · Fuel for Trucks	\$ 1,800	\$ 1,800
9310 · Repair/Maintenance	2,500	2,500
9315 · Other Auto Expense	500	1,000
<b>Total Automobile Expense</b>	<b>\$ 4,800</b>	<b>\$ 5,300</b>
 Payroll Expense-Operation		
9405 · Operators Zone 3 Wages	\$ 35,171	\$ 35,171
<b>Total Payroll Expense</b>	<b>\$ 35,171</b>	<b>\$ 35,171</b>
 Sewer Line Expense		
9465 · Sewer Line-Repair/Maintenance	\$ 7,000	\$ 2,000
<b>Total Sewer Line Expense</b>	<b>\$ 7,000</b>	<b>\$ 2,000</b>
<b>TOTAL OPERATION EXPENSE</b>	<b>110,731</b>	<b>108,231</b>

**Castroville Community Services District**  
**Moss Landing (Zone 3) Sewer Income and Expense Budget**  
**July 2025 through June 2026**

	<b>2025/2026</b>	<b>Amended 2025/2026</b>
<b>Zone 3 ADMINSTRATIVE EXPENSE</b>		
Office Expense		
9505 · Office Supplies	\$ 600	\$ 600
9510 · Office Equipment	500	500
9515 · Misc. Office Expense	500	500
9520 · Computer Program/Upgrade	2,000	2,800
9525 · Office Repair/Maintenance	700	700
9530 · Alarm Monitoring Service	200	200
9535 · Property Taxes	200	200
9540 · Seminars/Training/Staff	2,000	2,000
9545 · Seminar/Training/Directors	2,500	2,500
9555 · Membership Dues	3,500	3,500
9560 · Building Maintenance	1,000	1,000
Total Office Expense	<u>\$ 13,700</u>	<u>\$ 14,500</u>
Payroll Expense Admin		
9605 · Wages Zone 3 GM	\$ 21,000	\$ 21,000
9620 · Wages Zone 3 Admin	20,863	20,863
9625 · Insurance -Workers Comp	1,650	1,650
9630 · Employee Health Benefits	27,984	32,700
9632 · FICA Expense	5,679	5,679
9635 · PERS Retirement Benefits Employer Contribut	7,858	7,858
9636-A · Pension Exp PERS Retirement Benefits UAL	2,595	2,595
9636 · Other Post Employment Benefits	1,943	1,943
9640 · Employee Life Insurance	162	162
9645 · Retired Employee Benefits	2,473	2,600
Total Payroll Expense	<u>\$ 92,207</u>	<u>\$ 97,050</u>
Utilities Expense		
9655 · Utilities - PG &E	\$ 600	\$ 625
9660 · Utilities-Telephones	500	600
9665 · Utilities - Disposal	135	200
9670 · Utilities - M1W	44	44
Total Utilities Expense	<u>\$ 1,279</u>	<u>\$ 1,469</u>
Sewer Consulting Expense		
9705 · Sewer Legal Fees	\$ 3,000	\$ 3,000
9710 · Sewer Engineer Fees	5,000	3,000
9715 · Sewer Accounting Fees	2,300	2,300
9720 · Sewer Other Consulting Fees	7,000	7,000
9725 · Director Fees	600	600
Total Consulting Expense	<u>\$ 17,900</u>	<u>\$ 15,900</u>

**Castroville Community Services District**  
**Amended Moss Landing (Zone 3) Sewer Income and Expense Budget**  
**July 2025 through June 2026**

	<b>2025/2026</b>	<b>Amended 2025/2026</b>
Insurance Expense		
9755 · Insurance - Auto & General	\$ 5,200	\$ 5,200
Total Insurance Expense	<u>\$ 5,200</u>	<u>\$ 5,200</u>
<b>TOTAL ADMINISTRATIVE EXPENSE</b>	<u><b>\$ 130,286</b></u>	<u><b>\$ 134,119</b></u>
<b>TOTAL COMBINED EXPENSES</b>	<u><b>\$ 241,017</b></u>	<u><b>\$ 242,350</b></u>
<b>NET INCOME OR LOSS</b>	<u><b>\$ 349,651</b></u>	<u><b>\$ 377,318</b></u>
<b>*Less Capital Expenditures:</b>	<u><b>52,000</b></u>	<u><b>33,000</b></u>
District Office (S)	\$ 13,500	\$ 5,000
New Vehicles (S)	\$ 12,000	\$ 12,000
Bobcat (S)	\$ 3,000	\$ -
Lift Station-Pumps	\$ 11,000	\$ 11,000
Lift Station 4 Vault Lid	\$ 7,500	\$ -
Sewer Main-Manhole Rehabilitation	\$ 5,000	\$ 5,000
<b>NET INCOME OR LOSS</b>	<u><b>\$ 297,651</b></u>	<u><b>\$ 344,318</b></u>

\*Capital Expenditures will be booked as an asset

\*Depreciation Expense is reflected



**CASTROVILLE COMMUNITY SERVICES DISTRICT**  
**GENERAL MANAGER'S REPORT**  
**MARCH 17, 2026**

**Project Updates**

- Well #6 –Well construction is complete. Further development and water quality sampling is recommended. Pending.
- Cal Am Desal Pipeline – Staff met with design engineers on what the CCSD contribution will include, operational strategy and timing.
- Washington By-Pass – New Right of Way/Easement documents have been delivered to the property owners. Other property owner is gathering second appraisal for easement.
- Moss Landing WW Improvements – Exploring potential grant funding prospects. The SWRCB's ability to fund 'secondary priority' projects is still unknown and with a high likelihood that the SWRCB will not be able to fund secondary priority projects in 2025-26. (No Change)
- Streetlights – Working with PGE representatives on correcting billing/ownership issues. PGE has completed a streetlight audit to clean up records and speed up future lighting repairs. Staff has a standing monthly meeting with the PGE street light team.
  - NC Recreation/Varni Electric lighting improvements around the Japanese School and surrounding ballfield buildings complete.
- Water/WW Rate study RFP out. Proposals due 4/10/26. Staff will bring recommendations to next meeting.

**Caltrans**

- Merritt/HWY 183- Contractor continues to work cooperatively with Caltrans and Granite Construction. Staff continues outreach with area businesses on backflow installations and customer service line replacements. Pedestrian Bridge Caltrans ribbon cutting date pending
- Staff is working with Varni Electric on upgrading the lighting on the new Castroville Sign and installation of LED lighting on the pedestrian bridge pending Caltrans approval.



## CASTROVILLE COMMUNITY SERVICES DISTRICT

### OPERATIONS REPORT February 2026

#### After Hours - Merritt St./Cooper St.– Hydrant Hit

#### CCSD Maintenance/Repair Activities

- 11141 Rico St. – Water Service Repair
- 11399 Mead St. – Angle Stop Replaced
- Well 5 – Tank "A" Backwashed
- 11099 Blackie Rd. – Sewer lateral repair inspection
- 11440 Comm Pkwy – New Sewer Line Air test (Brewery)
- Lift Station # 3 – Wet Well Hatch Repair
- Lift Station # 1 – Replace Pump # 2 contactor
- Lift Station # 2 – Pump # 2 pulled to clean impeller
- Lift Station # 2 – Radio Antenna Replaced
- Moro Cojo Lift Station – Pump # 1 Pulled to clean impeller

#### Jay Johnson (Merritt Street Contractor)

11020 & 11040 Merritt St. – Water service replaced

#### Valves Exercised – 16

Preston St. – Davis St. – 4  
Merritt St. – 12

#### Collections Jetted

Moss Landing – 1,310'  
Moro Cojo – 915'  
Castroville – 4,745'

- a) 7 Day Disconnect Notice - 29
- b) Final Read – 12
- c) Investigate – 2
- d) Miscellaneous - 2
- e) Turn on Service – 4
- f) Padlock, no tenant – 4
- g) Reg – 1
- h) SHT – 2

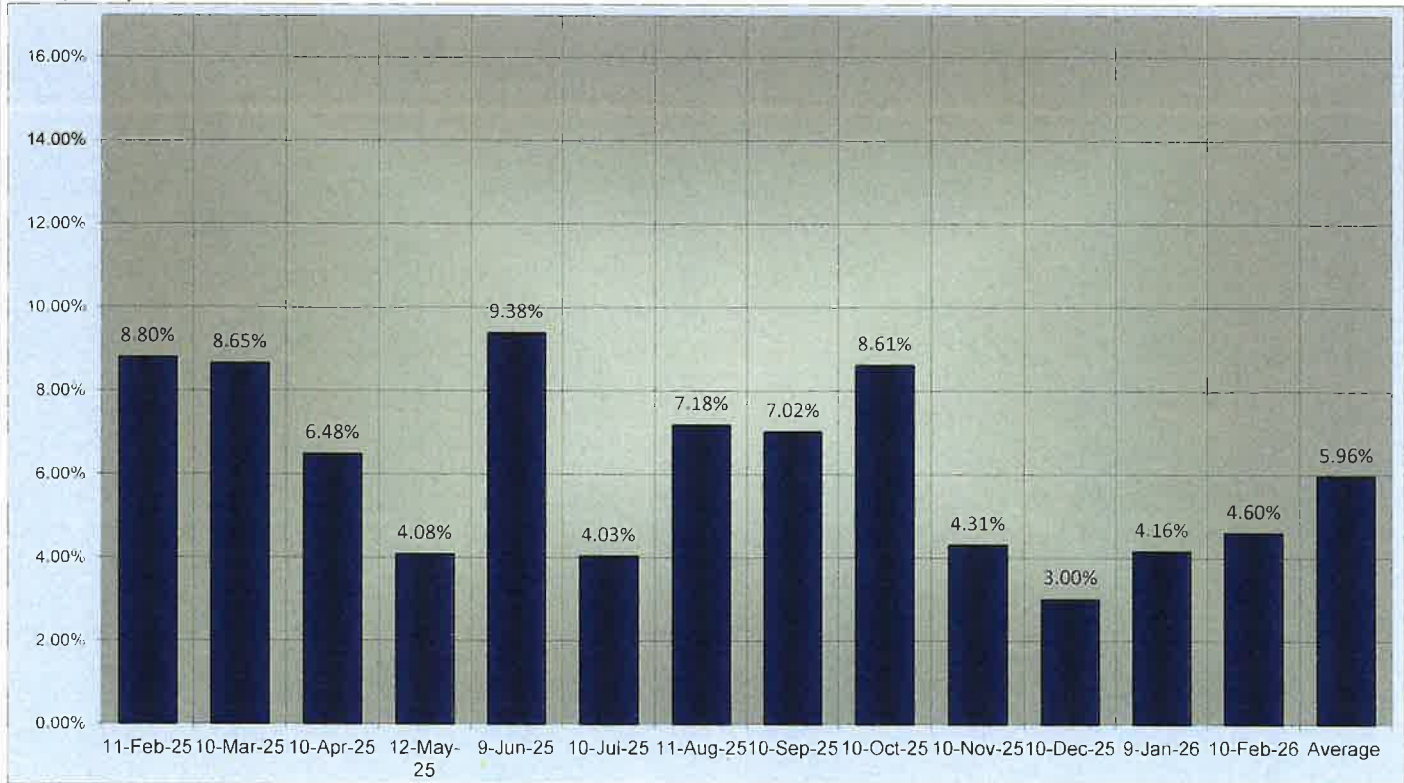
**Total Work Orders - 56**



**Percent Water Loss**  
Monthly & Yearly



Month	Site 2 + Well 5 Gal.		Site 4 Well Gal.	Totals Water Pumped	Totals Water Sold	miscellaneous	Unaccounted Water %
	11-Feb-25	6097100		10595000	16692100		15151997
10-Mar-25	6137800		8142000	14279800	12968121	Hydrant meters 36K-Jetting &Flushing 17k- Leaks,Hydrant 12k. FD 2k.Softner 2K	8.65%
10-Apr-25	8081600		9712000	17793600	16542940	Hydrant meters 58K-Jetting &Flushing 15k- Leaks,Hydrant 28k. FD 2k.Softner 2K	6.48%
12-May-25	8340200		12753000	21093200	20060619	Hydrant meters 98K-Jetting &Flushing 9k- Leaks,Hydrant 60k. FD 2k.Softner 2K	4.08%
9-Jun-25	8617500		12671000	21288500	19142592	Hydrant meters 120K-Jetting &Flushing 22k- Leaks,Hydrant 0k. FD 2k.Softner 2K	9.38%
10-Jul-25	9475300		13735000	23210300	22090048	Hydrant meters 152K-Jetting &Flushing 20k- Leaks,Hydrant 0k. FD 2k.Softner 2K	4.03%
11-Aug-25	5822000	5453598	14551000	24647600	22729894	Hydrant meters 121K-Jetting &Flushing 9k- Leaks,Hydrant 14k. FD 2k.Softner 2K	7.18%
10-Sep-25	6398000	5793971	12242000	24033771	22032534	Hydrant meters 289K-Jetting &Flushing 9k- Leaks,Hydrant 2k. FD 2k.Softner 2K	7.02%
10-Oct-25	5182334	5888000	13680000	24350134	22032534	Hydrant meters 114K-Jetting &Flushing 13k- Leaks,Hydrant 90k. FD 2k.Softner 2K	8.61%
10-Nov-25	9333900		11992000	21025700	20044326	Hydrant meters 52K-Jetting &Flushing 13k- Leaks,Hydrant 5k. FD 2k.Softner 2K	4.31%
10-Dec-25	8494800		8954000	17293800	16669561	Hydrant meters 74K-Jetting &Flushing 17k- Leaks,Hydrant 10k. FD 2k.Softner 2K	3.00%
9-Jan-26	8426100		7801000	15877100	15153350	Hydrant meters 38K-Jetting &Flushing 17k- Leaks,Hydrant 5k. FD 2k.Softner 2K	4.16%
10-Feb-26	8856900		8252000	17108900	16251429	Hydrant meters 46K-Jetting &Flushing 15k- Leaks,Hydrant 10k. FD 2k.Softner 2K	4.60%
Average							5.96%



# CASTROVILLE COMMUNITY SERVICES DISTRICT Accounts Receivable - Summary

From: 2/1/2026 Through: 2/28/2026

Limited to :

**Balance**  
\$68,983.67

Charge	Minimum	Overage	Consumption	Bills	Total
FIRELINE Charge	\$6,274.03	\$94.19	4,321.00 Cubic Ft	73	\$6,368.22
SURCHARGE Charge	\$11,903.32	\$0.00	0.00	149	\$11,903.32
WATER Charge	\$42,449.42	\$47,191.58	2,164,742.00 Cubic Ft	1,441	\$89,641.00
WATER CMPND Charge	\$0.00	\$78.22	3,588.00 Cubic Ft	1	\$78.22
<b>Total Charge</b>	<b>\$60,626.77</b>	<b>\$47,363.99</b>			<b>\$107,990.76</b>

Delinquency	Amount
FIRELINE Penalty	\$0.00
SURCHARGE Penalty	\$0.00
WATER Penalty	\$0.00
<b>Total Delinquency</b>	<b>\$0.00</b>

Deposit Applied	Amount
WATER Charge	(\$147.22)
WATER Open Credit	(\$92.78)
<b>Total Deposit Applied</b>	<b>(\$240.00)</b>

Open Applied	Amount
WATER Payment Open Credit	\$3,115.45
<b>Total Open Applied</b>	<b>\$3,115.45</b>

Open Payment	Amount
FIRELINE Charge(Payment Open Credit)	(\$11.65)
SURCHARGE Charge(Payment Open Credit)	(\$92.40)
WATER Charge(Payment Open Credit)	(\$2,937.04)
WATER Service Order Fee(Payment Open Credit)	(\$74.36)
<b>Total Open Payment</b>	<b>(\$3,115.45)</b>

Payment	Amount
FIRELINE Charge	(\$5,052.01)
SURCHARGE Charge	(\$10,347.83)

57

\$83,819.35  
 \$83,771.28  
 \$83,741.28  
 \$83,721.28  
 \$81,618.27  
 \$81,414.58

(\$77,515.24)  
 (\$48.07)  
 (\$30.00)  
 (\$20.00)  
 (\$2,103.01)  
 (\$203.69)  
 (\$95,319.85)

WATER Charge  
 WATER CMPND Charge  
 WATER Misc Chrg.  
 WATER NSF Fee  
 WATER Open Credit  
 WATER Service Order Fee  
**Total Payment**

**Payment Reversal**

WATER Charge	Amount	\$81,454.12
<b>Total Payment Reversal</b>	<u>\$39.54</u>	

**Refund**

WATER Open Credit	Amount	\$81,516.39
<b>Total Refund</b>	<u>\$62.27</u>	

**Service Order Fee**


WATER Service Order Fee	Amount	\$81,806.39
<b>Total Service Order Fee</b>	<u>\$290.00</u>	

**Closing Balance:**

\$81,806.39

Annual Water Revenue By Classification 2025-2026

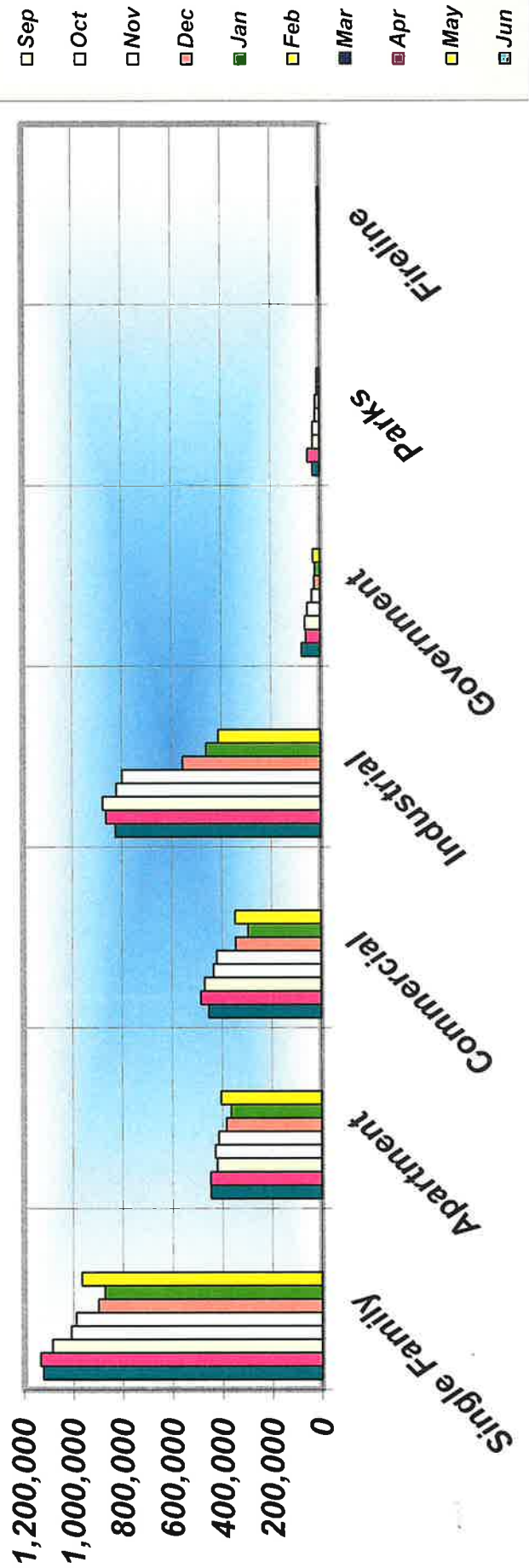
	Single Family	Apartment	Commercial	Industrial	Government	Parks	Fireline	Totals
Jul	\$49,846.33	\$24,019.99	\$19,167.57	\$21,760.00	\$2,814.64	\$1,145.19	\$6,315.91	\$125,069.63
Aug	\$50,137.46	\$24,085.89	\$19,848.14	\$22,597.31	\$2,421.52	\$1,624.53	\$6,309.84	\$127,024.69
Sep	\$49,096.57	\$23,507.72	\$19,529.20	\$22,894.76	\$2,518.83	\$1,145.46	\$6,322.67	\$125,015.21
Oct	\$47,366.31	\$23,678.04	\$18,775.81	\$21,687.20	\$2,314.43	\$1,157.87	\$6,312.27	\$121,291.93
Nov	\$46,982.98	\$23,360.10	\$18,462.25	\$21,185.60	\$1,906.13	\$948.82	\$6,313.64	\$119,159.52
Dec	\$45,052.33	\$22,696.90	\$16,804.29	\$15,884.59	\$1,682.14	\$931.75	\$6,342.70	\$109,394.70
Jan	\$44,494.46	\$22,275.99	\$15,645.70	\$13,830.04	\$1,613.99	\$774.77	\$6,324.38	\$104,959.33
Feb	\$46,605.90	\$23,114.59	\$16,795.87	\$12,562.36	\$1,776.03	\$767.79	\$6,368.22	\$107,990.76
Mar								
Apr								
May								
Jun								
<b>Totals</b>	<b>\$379,582.34</b>	<b>\$186,739.22</b>	<b>\$145,028.83</b>	<b>\$152,401.86</b>	<b>\$17,047.71</b>	<b>\$8,496.18</b>	<b>\$50,609.63</b>	<b>\$939,905.77</b>



Annual Water Usage By Classification 2025-2026

	Single Family	Apartment	Commercial	Industrial	Government	Parks	Fireline	Totals
Jul	1,123,078	446,948	454,155	825,392	74,768	26,952	1,922	2,953,215
Aug	1,133,500	448,762	485,375	863,800	56,736	48,940	1,643	3,038,756
Sep	1,085,279	421,663	470,744	877,445	61,199	26,964	2,232	2,945,526
Oct	1,009,143	429,705	436,185	822,052	51,824	27,533	1,755	2,778,197
Nov	990,297	415,757	421,770	799,043	33,095	17,944	1,818	2,679,724
Dec	899,606	384,667	345,269	555,878	22,819	17,161	3,151	2,228,551
Jan	872,640	365,420	294,194	461,632	19,693	9,960	2,310	2,025,849
Feb	966,118	404,873	346,956	413,617	27,126	9,640	4,321	2,172,651
Mar								
Apr								
May								
Jun								
<b>Totals</b>	<b>8,079,661</b>	<b>3,317,795</b>	<b>3,254,648</b>	<b>5,618,859</b>	<b>347,260</b>	<b>185,094</b>	<b>19,152</b>	<b>20,822,469</b>

**CUBIC USAGE**



## Castroville Community Services District Profit & Loss Budget vs. Actual July 1, 2025 through January 30, 2026

	Jul 1, '25 - Jan 30, 26	Budget	\$ Over Budget	% of Budget
<b>Ordinary Income/Expense</b>				
<b>Income</b>				
Metered Water Sales	831,915.00	790,838.71	41,076.29	105.19%
Temporary Hydrant Service	5,182.68	2,903.25	2,279.43	178.51%
New Service Installation	5,079.43	5,898.19	-818.76	86.12%
Backflow Revenue	872.86	0.00	872.86	100.0%
Misc. Revenue - Other	2,773.36	2,032.28	741.08	136.47%
<b>Total Misc. Revenue</b>	<b>2,773.36</b>	<b>2,032.28</b>	<b>741.08</b>	<b>136.47%</b>
Reconnect Charges	90.00	69.68	20.32	129.16%
NSF Charges	120.00	81.31	38.69	147.58%
Trip Fee Charges	1,570.00	1,451.59	118.41	108.16%
Water Interest-Investment Earned	131,560.01	139,354.84	-7,794.83	94.41%
DWR IRWM Prop 1A Grant	87,083.56	0.00	87,083.56	100.0%
Gain/Loss on Sale of Assets	3,000.00	0.00	3,000.00	100.0%
Donated Asset-Water Fund	2,650.00	0.00	2,650.00	100.0%
<b>Zone 1 (Castroville) Revenue</b>				
User fees Storm Drain #75301	37,423.03	37,741.96	-318.93	99.16%
User fees Street Lights #75301	18,852.20	19,161.29	-309.09	98.39%
Caltrans Grant-Overhead Sign	151,533.88	0.00	151,533.88	100.0%
Ad Valorem Property Taxes-70%	699,571.06	696,774.19	2,796.87	100.4%
Sewer Connection Fees	3,168.00	3,678.97	-510.97	86.11%
Donated Asset-Sewer Fund	201,324.91	0.00	201,324.91	100.0%
Misc. Revenue	195.00	580.62	-385.62	33.59%
Interest Earned	227,517.91	200,032.23	27,485.68	113.74%
<b>Total Zone 1 (Castroville) Revenue</b>	<b>1,339,585.99</b>	<b>957,969.26</b>	<b>381,616.73</b>	<b>139.84%</b>
<b>ZONE 2 (MORO COJO) REVENUE</b>				
User fees Storm Drain & Sewer #73701	38,186.91	40,792.65	-2,605.74	93.61%
Open Space-Street-Street Lights #73701	18,000.00	19,509.68	-1,509.68	92.26%
Zone 2 Interest Earned	14,977.58	7,838.71	7,138.87	191.07%
Ad Valorem Property Taxes-10%	99,938.72	99,870.94	67.78	100.07%
<b>Total ZONE 2 (MORO COJO) REVENUE</b>	<b>171,103.21</b>	<b>168,011.98</b>	<b>3,091.23</b>	<b>101.84%</b>
<b>User fees NMCHS &amp; Mobil Park 74701</b>	<b>46,328.33</b>	<b>54,182.35</b>	<b>-7,854.02</b>	<b>85.5%</b>
<b>Sewer (Moss Landing) REVENUE</b>				
Ad Valorem Property Taxes-20%	199,877.45	200,322.58	-445.13	99.78%
Sewer Connection Fees Zone 3	0.00	1,839.48	-1,839.48	0.0%
M1W Sanitation Fees	118,509.83	111,483.87	7,025.96	106.3%
Zone 3 Interest Earned	43,370.59	29,032.28	14,338.31	149.39%
Misc. Revenue-Sewer Zone 3	0.00	290.35	-290.35	0.0%
<b>Total Sewer (Moss Landing) REVENUE</b>	<b>361,757.87</b>	<b>342,968.56</b>	<b>18,789.31</b>	<b>105.48%</b>
<b>Total Income</b>	<b>2,990,672.30</b>	<b>2,465,762.00</b>	<b>524,910.30</b>	<b>121.29%</b>

## Castroville Community Services District Profit & Loss Budget vs. Actual July 1, 2025 through January 30, 2026

Expense	Jul 1, '25 - Jan 30, 26	Budget	\$ Over Budget	% of Budget
Water Operation Expense				
General Operations Expense				
Shop Supplies	275.94	580.62	-304.68	47.53%
Small Tools	1,691.55	1,741.94	-50.39	97.11%
Operators Uniforms	1,492.77	1,785.48	-292.71	83.61%
Cellular Phones	858.40	987.12	-128.72	86.96%
Operators Certifications	120.00	580.62	-460.62	20.67%
Water Testing Fees	7,335.65	7,838.71	-503.06	93.58%
Water System Fees	3,945.00	7,432.28	-3,487.28	53.08%
Total General Operations Expense	15,719.31	20,946.77	-5,227.46	75.04%
Well Sites Expense				
Utilities - P G & E	115,408.19	98,709.70	16,698.49	116.92%
Pump Repair/Maintenance	51.98	2,903.25	-2,851.27	1.79%
Supplies for Pumps & Well Sites	8,785.17	5,806.43	2,978.74	151.3%
Generators Repairs/Maintenance	1,222.61	6,967.74	-5,745.13	17.55%
Tank Repair/Maintenance	0.00	580.62	-580.62	0.0%
Building Repair/Maintenance	156.08	1,974.17	-1,818.09	7.91%
Chlorine/Softener Repair/Main	2,395.25	3,483.87	-1,088.62	68.75%
Well Sites - Other Expense	1,002.10	4,354.84	-3,352.74	23.01%
Total Well Sites Expense	129,021.38	124,780.62	4,240.76	103.4%
Valve Expense				
Valve - Supplies	129.88	290.35	-160.47	44.73%
Valve - Repair/Maintenance	0.00	4,064.49	-4,064.49	0.0%
Total Valve Expense	129.88	4,354.84	-4,224.96	2.98%
Meter Expense				
Meter - Supplies	3,995.95	3,483.87	512.08	114.7%
Meter - Repair/Maintenance	21.87	2,903.25	-2,881.38	0.75%
Total Meter Expense	4,017.82	6,387.12	-2,369.30	62.91%
Hydrant Expense				
Hydrant - Supplies	0.00	1,451.59	-1,451.59	0.0%
Hydrant - Repair Maintenance	0.00	2,903.25	-2,903.25	0.0%
Total Hydrant Expense	0.00	4,354.84	-4,354.84	0.0%
Water Lines Expense				
Water Lines - Supplies	20,368.18	2,322.56	18,045.62	876.97%
Water Lines - Repair/Main	3,283.96	14,516.11	-11,232.15	22.62%
Total Water Lines Expense	23,652.14	16,838.67	6,813.47	140.46%
Depreciation Expense				
Depreciation Expense - Other	169,338.11	174,193.55	-4,855.44	97.21%
Total Depreciation Expense	169,338.11	174,193.55	-4,855.44	97.21%

## Castroville Community Services District Profit & Loss Budget vs. Actual July 1, 2025 through January 30, 2026

	Jul 1, '25 - Jan 30, 26	Budget	\$ Over Budget	% of Budget
<b>Automobile Expense</b>				
Fuel	3,250.62	4,645.18	-1,394.56	69.98%
Auto - Repair/Maintenance	310.79	1,654.84	-1,344.05	18.78%
Other Auto Expense	2,795.01	870.97	1,924.04	320.91%
Total Automobile Expense	6,356.42	7,170.99	-814.57	88.64%
<b>Payroll Expense Water Operation</b>				
Operators Water Wages	87,542.86	91,898.73	-4,355.87	95.26%
Total Payroll Expense Water Operation	87,542.86	91,898.73	-4,355.87	95.26%
<b>Total Water Operation Expense</b>	435,777.92	450,926.13	-15,148.21	96.64%
<b>Water Administrative Expense</b>				
Billing Expense				
Postage	8,731.20	6,590.30	2,140.90	132.49%
Billing Supplies	0.00	1,161.31	-1,161.31	0.0%
Toilet Rebate	300.00	130.65	169.35	229.62%
Other Billing Expense	4,544.68	3,832.26	712.42	118.59%
Total Billing Expense	13,575.88	11,714.52	1,861.36	115.89%
Utilities Expense				
Utilities - P G & E	1,119.17	1,451.59	-332.42	77.1%
Utilities - Telephones	1,425.03	1,277.40	147.63	111.56%
Utilities - Disposal	427.98	345.46	82.52	123.89%
Utilities - M1Water	0.00	113.23	-113.23	0.0%
Total Utilities Expense	2,972.18	3,187.68	-215.50	93.24%
<b>Insurance Expense</b>				
Insurance - Auto & General	13,343.85	13,354.86	-11.01	99.92%
Total Insurance Expense	13,343.85	13,354.86	-11.01	99.92%
<b>Office Expense</b>				
Office Supplies	881.89	1,451.59	-569.70	60.75%
Office Equipment	1,882.69	1,161.31	721.38	162.12%
Misc Office Expense	359.87	2,032.28	-1,672.41	17.71%
Community Outreach	0.00	1,161.31	-1,161.31	0.0%
Alarm Monitoring Service	280.80	464.54	-183.74	60.45%
Property Taxes	620.26	580.62	39.64	106.83%
Computer Programs/Upgrades	10,821.68	8,129.06	2,692.62	133.12%
Bank Fees	718.88	696.77	22.11	103.17%
Seminars/Training/Staff	1,458.05	4,354.84	-2,896.79	33.48%
Seminar/Training/Directors	400.50	4,645.18	-4,244.68	8.62%
Membership Dues	11,560.81	7,548.36	4,012.45	153.16%
Office Repairs/Maintenance	1,516.14	1,509.70	6.44	100.43%
Building Maintenance	81.57	1,741.94	-1,660.37	4.68%
Total Office Expense	30,583.14	35,477.50	-4,894.36	86.2%



## Castroville Community Services District Profit & Loss Budget vs. Actual July 1, 2025 through January 30, 2026

	Jul 1, '25 - Jan 30, 26	Budget	\$ Over Budget	% of Budget
<b>Payroll Expenses</b>				
Wages - General Manager	53,561.11	54,870.97	-1,309.86	97.61%
Wages - Administrative	54,605.20	54,511.57	93.63	100.17%
Insurance - Workers Comp	7,738.48	4,311.29	3,427.19	179.49%
Employee Health Benefits	82,767.37	73,118.93	9,648.44	113.2%
PERS Retirement Benefits Employer Contributions Bi-Weekly Payroll	20,015.07	20,530.45	-515.38	97.49%
Pension Expense UAL Employer	11,299.50	6,780.80	4,518.70	166.64%
Employee Life Insurance	399.56	423.29	-23.73	94.39%
FICA Expense	14,335.32	14,837.25	-501.93	96.62%
Retired Employee Health Benefits	6,327.49	6,462.58	-135.09	97.91%
OPEB-Water Post Employment Medical Expense	0.00	5,075.44	-5,075.44	0.0%
<b>Total Payroll Expenses</b>	<b>251,049.10</b>	<b>240,922.57</b>	<b>10,126.53</b>	<b>104.2%</b>
<b>Consulting Expense</b>				
Legal Fees	334.80	6,967.74	-6,632.94	4.81%
Engineering Fees	1,150.24	4,064.49	-2,914.25	28.3%
Director Fees	1,440.00	1,567.74	-127.74	91.85%
Accounting Fees	8,930.62	5,565.48	3,365.14	160.47%
Other Consulting Fees	25,019.72	20,322.60	4,697.12	123.11%
<b>Total Consulting Expense</b>	<b>36,875.38</b>	<b>38,488.05</b>	<b>-1,612.67</b>	<b>95.81%</b>
<b>Total Water Administrative Expense</b>	<b>348,399.53</b>	<b>343,145.18</b>	<b>5,254.35</b>	<b>101.53%</b>
<b>Zone 1 Operation Expense</b>				
<b>General Operation Expen</b>				
Shop Supplies	264.74	696.77	-432.03	38.0%
Small Tools & Equipment	1,334.93	870.97	463.96	153.27%
Operators Uniforms	1,197.94	1,582.23	-384.29	75.71%
Operators Certifications	210.00	290.35	-80.35	72.33%
Cellular Phones	667.65	731.61	-63.96	91.26%
<b>Total General Operation Expen</b>	<b>3,675.26</b>	<b>4,171.93</b>	<b>-496.67</b>	<b>88.1%</b>
<b>Lift Station Expense</b>				
Sewer Utilities PG & E	2,622.87	3,716.11	-1,093.24	70.58%
Lift Station Repair/Maintenance	44.70	2,903.25	-2,858.55	1.54%
Supplies for Pump Station	0.00	696.77	-696.77	0.0%
Permit Fee for Generators	547.00	313.55	233.45	174.45%
Building Repair/Maintenance	29.92	580.62	-550.70	5.15%
<b>Total Lift Station Expense</b>	<b>3,244.49</b>	<b>8,210.30</b>	<b>-4,965.81</b>	<b>39.52%</b>
<b>Sewer Depreciation Expense</b>	<b>31,628.39</b>	<b>31,935.46</b>	<b>-307.07</b>	<b>99.04%</b>
<b>Automobile Expense</b>				
Fuel for Trucks	2,040.33	2,612.90	-572.57	78.09%
Auto- Repair/Maintenance	307.07	1,654.84	-1,347.77	18.56%
Other Auto Expense	3,077.51	870.97	2,206.54	353.34%

## Castroville Community Services District Profit & Loss Budget vs. Actual July 1, 2025 through January 30, 2026

	Jul 1, '25 - Jan 30, 26	Budget	\$ Over Budget	% of Budget
Total Automobile Expense	5,424.91	5,138.71	286.20	105.57%
Payroll Expense-Operation				
Operators Zone 1 Wages	66,377.22	71,476.84	-5,099.62	92.87%
Total Payroll Expense-Operation	66,377.22	71,476.84	-5,099.62	92.87%
Sewer Line Expense				
Sewer Line-Repair/Maintenance	99.73	7,258.09	-7,158.36	1.37%
Total Sewer Line Expense	99.73	7,258.09	-7,158.36	1.37%
Storm drain Expense				
Storm drain-Supplies	0.00	580.62	-580.62	0.0%
Storm drain-Repair/Maintenance	217.74	11,612.93	-11,395.19	1.88%
Total Storm drain Expense	217.74	12,193.55	-11,975.81	1.79%
Storm drain Automobile Expense				
Storm drain Fuel for Trucks	753.27	1,045.16	-291.89	72.07%
Total Storm drain Automobile Expense	753.27	1,045.16	-291.89	72.07%
Total Zone 1 Operation Expense	111,421.01	141,430.04	-30,009.03	78.78%
Zone 1 Administrative Expense				
Office Expense				
Office Supplies	475.74	1,277.40	-801.66	37.24%
Office Equipment	1,331.09	870.97	460.12	152.83%
Misc. Office Expense	155.22	929.01	-773.79	16.71%
Computer Program/Upgrade	6,083.55	2,322.56	3,760.99	261.93%
Office Repair/Maintenance	1,110.19	1,161.31	-51.12	95.6%
Alarm Monitoring Service	218.40	333.36	-114.96	65.52%
Property Taxes	635.18	348.39	286.79	182.32%
Seminars/Training/Staff	1,053.38	3,193.53	-2,140.15	32.99%
Seminar/Training/Directors	311.50	3,483.87	-3,172.37	8.94%
Membership Dues	8,991.74	6,387.12	2,604.62	140.78%
Building Maintenance	12.17	1,161.31	-1,149.14	1.05%
Bad Debt Write Offs-Sewer Fund	0.00	290.35	-290.35	0.0%
Total Office Expense	20,378.16	21,759.18	-1,381.02	93.65%
Payroll Expense Admin				
Wages Zone 1 GM	41,216.89	42,677.42	-1,460.53	96.58%
Wages Zone 1 Admin	42,470.69	42,398.15	72.54	100.17%
Insurance - Workers Comp	6,018.82	3,353.23	2,665.59	179.49%
Employee Health Benefits	64,374.65	56,870.15	7,504.50	113.2%
FICA Expense	10,973.90	11,540.32	-566.42	95.09%
PERS Retirement Benefits Employer Contributions Payroll Biweekly	15,567.26	15,967.77	-400.51	97.49%
Pension Expense UALEmployer	8,788.50	5,274.02	3,514.48	166.64%
OPEB-Sewer Post Employment Cost	0.00	3,947.78	-3,947.78	0.0%
Employee Life Insurance	310.73	329.23	-18.50	94.38%

## Castroville Community Services District Profit & Loss Budget vs. Actual July 1, 2025 through January 30, 2026

	Jul 1, '25 - Jan 30, 26	Budget	\$ Over Budget	% of Budget
Retired Employee Health Benefits	4,921.39	5,026.04	-104.65	97.92%
Total Payroll Expense Admin	194,642.83	187,384.11	7,258.72	103.87%
Utilities Expense				
Utilities - PG&E	905.81	1,161.31	-255.50	78.0%
Utilities - Telephones	1,108.37	998.69	109.68	110.98%
Utilities - Disposal	332.89	270.00	62.89	123.29%
Utilities - M1Water	0.00	88.28	-88.28	0.0%
Total Utilities Expense	2,347.07	2,518.28	-171.21	93.2%
Sewer Consulting Expense				
Sewer Legal Fees	2,672.40	14,516.11	-11,843.71	18.41%
Sewer Engineer Fees	2,935.56	3,483.87	-548.31	84.26%
Sewer Accounting Fees	6,946.04	4,328.71	2,617.33	160.46%
Sewer Other Consulting Fees	287.00	11,612.93	-11,325.93	2.47%
Director Fees	1,120.00	1,219.35	-99.35	91.85%
Total Sewer Consulting Expense	13,961.00	35,160.97	-21,199.97	39.71%
Insurance Expense				
Insurance- Auto & General	10,495.23	10,377.27	117.96	101.14%
Total Insurance Expense	10,495.23	10,377.27	117.96	101.14%
Bond, Loan & Certif. Expense				
Investment Expense/Services	0.00	29.06	-29.06	0.0%
CSA 14-CCSD Amortization Expense	0.00	2,083.91	-2,083.91	0.0%
Willdan CSA 14 Assessment Admin Fee	375.00	406.43	-31.43	92.27%
Unrealized Gain/Loss Investment	-5,587.59	8,709.68	-14,297.27	-64.15%
Total Bond, Loan & Certif. Expense	-5,212.59	11,229.08	-16,441.67	-46.42%
Storm drain Consulting Expense				
Storm drain Legal Fees	0.00	290.35	-290.35	0.0%
Stormdrain Engineer Fees	0.00	580.62	-580.62	0.0%
Storm drain Other Consulting Fees	0.00	290.35	-290.35	0.0%
Total Storm drain Consulting Expense	0.00	1,161.32	-1,161.32	0.0%
Total Zone 1 Administrative Expense	236,611.70	269,590.21	-32,978.51	87.77%
Zone 1 Other Operation & Maint Expense				
Street Light Utility Cost	17,200.38	21,483.85	-4,283.47	80.06%
Street Lighting Upgrades	0.00	17,419.35	-17,419.35	0.0%
Castroville Overhead Sign	0.00	1,161.31	-1,161.31	0.0%
Pedestrian Over Cross Maintenance	0.00	2,903.25	-2,903.25	0.0%
Gov Zone 1 Depreciation Expense	756.64	4,236.39	-3,479.75	17.86%
Total Zone 1 Other Operation & Maint Expense	17,957.02	47,204.15	-29,247.13	38.04%
Zone 1 Recreational Expense				
No. Co. Rec & Park District	63,660.00	131,806.47	-68,146.47	48.3%
Total Zone 1 Recreational Expense	63,660.00	131,806.47	-68,146.47	48.3%

## Castroville Community Services District Profit & Loss Budget vs. Actual July 1, 2025 through January 30, 2026

	Jul 1, '25 - Jan 30, 26	Budget	\$ Over Budget	% of Budget
<b>Zone 2 Operation Expense</b>				
General Operation Expense				
Shop Supplies	9.38	290.35	-280.97	3.23%
Small Tools & Equipment	281.05	290.35	-9.30	96.8%
Operators Uniforms	342.35	435.48	-93.13	78.61%
Operators Certifications	181.50	203.25	-21.75	89.3%
Cellular Phones	184.74	209.03	-24.29	88.38%
<b>Total General Operation Expense</b>	<b>999.02</b>	<b>1,428.46</b>	<b>-429.44</b>	<b>69.94%</b>
Lift Station Expense				
Utilities	7,788.90	8,012.90	-224.00	97.21%
Lift Station Repair/Maintenance	1,080.00	2,903.25	-1,823.25	37.2%
Supplies for Pump Station	134.50	580.62	-446.12	23.17%
Building Repair/Maintenance	0.00	290.35	-290.35	0.0%
<b>Total Lift Station Expense</b>	<b>9,003.40</b>	<b>11,787.12</b>	<b>-2,783.72</b>	<b>76.38%</b>
Sewer Depreciation Expense	12,728.86	11,789.42	939.44	107.97%
Automobile Expense				
Fuel for Trucks	854.98	1,045.16	-190.18	81.8%
Auto-Repair/Maintenance	85.60	1,451.59	-1,365.99	5.9%
Other Auto Expense	710.43	290.35	420.08	244.68%
<b>Total Automobile Expense</b>	<b>1,651.01</b>	<b>2,787.10</b>	<b>-1,136.09</b>	<b>59.24%</b>
Payroll Expense-Operations				
Operator Zone 2 Wages	19,589.75	20,421.89	-832.14	95.93%
<b>Total Payroll Expense-Operations</b>	<b>19,589.75</b>	<b>20,421.89</b>	<b>-832.14</b>	<b>95.93%</b>
Sewer Line Expense				
Sewer Line-Repair/Maintenance	6.51	1,161.31	-1,154.80	0.56%
<b>Total Sewer Line Expense</b>	<b>6.51</b>	<b>1,161.31</b>	<b>-1,154.80</b>	<b>0.56%</b>
Storm Drain Expense				
Storm drain-Supplies	0.00	290.35	-290.35	0.0%
Storm drain-Repair/Maintenance	0.00	580.62	-580.62	0.0%
<b>Total Storm Drain Expense</b>	<b>0.00</b>	<b>870.97</b>	<b>-870.97</b>	<b>0.0%</b>
<b>Total Zone 2 Operation Expense</b>	<b>43,978.55</b>	<b>50,246.27</b>	<b>-6,267.72</b>	<b>87.53%</b>
Zone 2 Administrative Expense				
Office Expense				
Seminar/Training/Directors	89.00	1,451.59	-1,362.59	6.13%
Membership Dues	2,569.07	2,032.28	536.79	126.41%
Office Supplies	143.99	348.39	-204.40	41.33%
Office Equipment	380.30	290.35	89.95	130.98%
Misc. Office Expense	41.21	290.35	-249.14	14.19%
Building Maintenance	3.48	580.62	-577.14	0.6%
Computer Program/Upgrade	1,738.17	1,161.31	576.86	149.67%

## Castroville Community Services District Profit & Loss Budget vs. Actual July 1, 2025 through January 30, 2026

	Jul 1, '25 - Jan 30, 26	Budget	\$ Over Budget	% of Budget
Office Repair/Maintenance	317.28	406.43	-89.15	78.07%
Alarm Monitoring Services	62.40	116.15	-53.75	53.72%
Property Taxes	186.62	179.98	6.64	103.69%
Seminars/Training/Staff	400.81	1,161.31	-760.50	34.51%
<b>Total Office Expense</b>	<b>5,932.33</b>	<b>8,018.76</b>	<b>-2,086.43</b>	<b>73.98%</b>
Payroll Expense Administration				
Wages- Zone 2 GM	11,846.61	12,193.55	-346.94	97.16%
Wages-Zone 2 Admin	12,134.48	12,113.98	20.50	100.17%
Insurance Workers Comp	1,719.66	958.06	761.60	179.49%
Employee Health Benefits	18,392.75	16,248.77	2,143.98	113.2%
PERS Retirement Benefits	4,447.81	4,562.69	-114.88	97.48%
Pension Expense UAL Employer	2,511.00	1,506.77	1,004.23	166.65%
Retired Employee Health Benefits	1,406.17	1,435.91	-29.74	97.93%
Employee Life Insurance	88.76	94.06	-5.30	94.37%
Other Post Retirement Benefits	0.00	1,128.22	-1,128.22	0.0%
FICA Expense	3,233.36	3,297.48	-64.12	98.06%
<b>Total Payroll Expense Administration</b>	<b>55,780.60</b>	<b>53,539.49</b>	<b>2,241.11</b>	<b>104.19%</b>
Consulting Expense				
Consulting Fees	832.00	4,064.49	-3,232.49	20.47%
Sewer Engineer Fees	0.00	2,322.56	-2,322.56	0.0%
Sewer Accounting Fees	1,984.58	1,335.51	649.07	148.6%
Sewer Legal Fees	74.40	1,741.94	-1,667.54	4.27%
Director Fees	320.00	348.39	-28.39	91.85%
Moro Cojo Annexation Amortization Expense	0.00	309.51	-309.51	0.0%
<b>Total Consulting Expense</b>	<b>3,210.98</b>	<b>10,122.40</b>	<b>-6,911.42</b>	<b>31.72%</b>
Utilities Expense				
Utilities-PG&E	284.06	362.88	-78.82	78.28%
Utilities-Telephone	316.72	290.35	26.37	109.08%
Utilities-Disposal	95.09	78.39	16.70	121.3%
Utilities-M1Water	0.00	25.57	-25.57	0.0%
<b>Total Utilities Expense</b>	<b>695.87</b>	<b>757.19</b>	<b>-61.32</b>	<b>91.9%</b>
Insurance Expense				
Insurance-Auto & General	2,998.66	3,019.33	-20.67	99.32%
<b>Total Insurance Expense</b>	<b>2,998.66</b>	<b>3,019.33</b>	<b>-20.67</b>	<b>99.32%</b>
<b>Total Zone 2 Administrative Expense</b>	<b>68,618.44</b>	<b>75,457.17</b>	<b>-6,838.73</b>	<b>90.94%</b>
Zone 2 Other Oper & Main Expense				
Open Space Main-Outside Services	0.00	2,903.25	-2,903.25	0.0%
Street Light Utility Cost	1,789.17	2,554.86	-765.69	70.03%
Road Repair	0.00	2,903.25	-2,903.25	0.0%
Street Signage	0.00	290.35	-290.35	0.0%

## Castroville Community Services District Profit & Loss Budget vs. Actual July 1, 2025 through January 30, 2026

	Jul 1, '25 - Jan 30, 26	Budget	\$ Over Budget	% of Budget
<b>Total Zone 2 Other Oper &amp; Main Expense</b>	1,789.17	8,651.71	-6,862.54	20.68%
<b>Sewer Zone 3 Operation &amp; Maint Expense</b>				
General Operation Expense				
Shop Supplies	8.28	290.35	-282.07	2.85%
Small Tools & Equipment	286.65	290.35	-3.70	98.73%
Operators Uniforms	354.39	435.48	-81.09	81.38%
Operators Certifications	153.00	203.25	-50.25	75.28%
Cellular Phones	190.72	209.03	-18.31	91.24%
<b>Total General Operation Expense</b>	993.04	1,428.46	-435.42	69.52%
Lift Station Expense				
Sewer Utilities PG&E	8,275.53	8,883.87	-608.34	93.15%
Lift Station Repair/Maintenance	547.00	5,806.43	-5,259.43	9.42%
Supplies for Pump Station	0.00	2,903.25	-2,903.25	0.0%
<b>Total Lift Station Expense</b>	8,822.53	17,593.55	-8,771.02	50.15%
<b>Sewer (Moss Landing) Zone 3 Depreciation Expense</b>	15,633.00	17,999.98	-2,366.98	86.85%
<b>Automobile Expense</b>				
Fuel for Trucks	864.94	1,045.16	-190.22	81.8%
Repair/Maintenance	60.82	1,451.59	-1,390.77	4.19%
Other Auto Expense	710.39	290.35	420.04	244.67%
<b>Total Automobile Expense</b>	1,626.15	2,787.10	-1,160.95	58.35%
<b>Payroll Expense-Operations</b>				
Operators-Moss Landing Wages Zone 3	20,086.58	20,421.89	-335.31	98.36%
<b>Total Payroll Expense-Operations</b>	20,086.58	20,421.89	-335.31	98.36%
<b>Sewer Line Expense</b>				
Sewer Line-Repair Maintenance	0.00	4,064.49	-4,064.49	0.0%
<b>Total Sewer Line Expense</b>	0.00	4,064.49	-4,064.49	0.0%
<b>Total Sewer Zone 3 Operation &amp; Maint Expense</b>	47,161.30	64,295.47	-17,134.17	73.35%
<b>Zone 3 Administrative Expense</b>				
Office Expense				
Office Supplies	139.06	348.39	-209.33	39.92%
Office Equipment	380.32	290.35	89.97	130.99%
Misc. Office Expense	51.78	290.35	-238.57	17.83%
computer Programs/Upgrade	1,738.06	1,161.31	576.75	149.66%
Office Repair/Maintenance	317.00	406.43	-89.43	78.0%
alarm Monitoring Service	62.40	116.15	-53.75	53.72%
Property Taxes	149.78	116.15	33.63	128.95%
Seminars/Training/Staff	400.78	1,161.31	-760.53	34.51%
Seminars/Training/Directors	89.00	1,451.59	-1,362.59	6.13%
Membership Dues	2,569.06	2,032.28	536.78	126.41%
Building Maintenance	3.48	580.62	-577.14	0.6%

## Castroville Community Services District Profit & Loss Budget vs. Actual July 1, 2025 through January 30, 2026

	Jul 1, '25 - Jan 30, 26	Budget	\$ Over Budget	% of Budget
Total Office Expense	5,900.72	7,954.93	-2,054.21	74.18%
Payroll Expense Administration				
Wages Zone 3 GM	11,846.61	12,193.55	-346.94	97.16%
Wages Zone 3 Admin	12,134.48	12,113.98	20.50	100.17%
Insurance-Workers Comp	1,719.65	958.06	761.59	179.49%
Employee Health Benefits	18,392.79	16,248.77	2,144.02	113.2%
FICA Expense	3,233.36	3,297.48	-64.12	98.06%
PERS Retirement Benefits Employer Contributions Biweekly Payroll	4,447.76	4,562.69	-114.93	97.48%
Pension Expense UAL Employer	2,511.00	1,506.77	1,004.23	166.65%
Other Post Employment Benefits	0.00	1,128.22	-1,128.22	0.0%
Employee Life Insurance	88.83	94.06	-5.23	94.44%
Retired Employee Health Benefits	1,406.08	1,435.91	-29.83	97.92%
Total Payroll Expense Administration	55,780.56	53,539.49	2,241.07	104.19%
Utilities Expense				
Utilities-PC&E	284.04	348.39	-64.35	81.53%
Utilities-Telephone	316.60	290.35	26.25	109.04%
Utilities-Disposal	95.14	78.39	16.75	121.37%
Utilities-M1Water	0.00	25.57	-25.57	0.0%
Total Utilities Expense	695.78	742.70	-46.92	93.68%
Sewer Consulting Expense				
Sewer Legal Fees	74.40	1,741.94	-1,667.54	4.27%
Sewer Engineer Fees	430.31	2,903.25	-2,472.94	14.82%
Sewer Accounting Fees	1,984.59	1,335.51	649.08	148.6%
Sewer Other Consulting Fees	82.00	4,064.49	-3,982.49	2.02%
Director Fees	320.00	348.39	-28.39	91.85%
Total Sewer Consulting Expense	2,891.30	10,393.58	-7,502.28	27.82%
Insurance Expense				
Insurance-Auto & General	2,998.65	3,019.33	-20.68	99.32%
Total Insurance Expense	2,998.65	3,019.33	-20.68	99.32%
Total Zone 3 Administrative Expense	68,267.01	75,650.03	-7,383.02	90.24%
Total Expense	1,443,641.65	1,658,402.83	-214,761.18	87.05%
Net Ordinary Income	<b>1,547,030.65</b>	<b>807,359.17</b>	<b>739,671.48</b>	<b>191.62%</b>

# Castroville Community Services District Balance Sheet by Class

As of January 30, 2026

	Sewer Fund			Water Fund		Gov Fund		Total
	Zone 1	Zone 2	Zone 3	Castroville Zone 1	Castroville Zone 1	Castroville Zone 1	Zone 2	
<b>ASSETS</b>								
<b>Current Assets</b>								
Checking/Savings								
Chase General Fund-Checking	131,958.81		202,754.01	170,418.73	297,038.97	137,635.89		939,806.41
Chase Customer Deposit Fund-Water & Sewer	0.00		0.00	70,461.97	0.00	0.00		70,461.97
LAIF - Water Reserve Fund	0.00		0.00	1,506,422.85	0.00	0.00		1,506,422.85
LAIF - Water Capital Improv Fund	0.00		0.00	71,209.98	0.00	0.00		71,209.98
CAMP-Sewer- 1 Capital Impr Fund	3,798,642.79		0.00	0.00	0.00	0.00		3,798,642.79
CAMP-Sewer- 1 Reserve Fund	282,599.39		0.00	0.00	0.00	0.00		282,599.39
CAMP-Sewer Moss Landing Capital Improvements	0.00	1,180,198.65	0.00	0.00	0.00	0.00		1,180,198.65
CAMP-Zone 1 Governmental	0.00	0.00	0.00	0.00	56,131.74	0.00		56,131.74
CAMP-Zone 2 Governmental	0.00	0.00	0.00	0.00	0.00	292,511.35		292,511.35
CAMP-Water Capital Improvements	0.00		0.00	3,252,764.41	0.00	0.00		3,252,764.41
LAIF-Sewer- 1 Reserve Fund	112,848.00		0.00	0.00	0.00	0.00		112,848.00
LAIF-Sewer-1 & 2 Capital Impr Fund	3,850,086.24		0.00	0.00	0.00	0.00		3,850,086.24
LAIF-Zone 1 Gov Fund	0.00		0.00	0.00	29,319.06	0.00		29,319.06
LAIF-Zone 2 Gov Fund	0.00		0.00	0.00	0.00	59,197.54		59,197.54
LAIF-Zone 3 ML Sewer	0.00		897,220.33	0.00	0.00	0.00		897,220.33
<b>Total Checking/Savings</b>	<b>8,176,135.23</b>	<b>2,280,172.99</b>	<b>5,071,277.94</b>	<b>382,489.77</b>	<b>489,344.78</b>	<b>16,399,420.71</b>		
<b>Accounts Receivable</b>								
1160 - A/R - Other	0.00	0.00	88,571.86	0.00	0.00	0.00		88,571.86
<b>Total Accounts Receivable</b>	<b>0.00</b>	<b>0.00</b>	<b>88,571.86</b>	<b>0.00</b>	<b>0.00</b>	<b>0.00</b>		<b>88,571.86</b>
<b>Other Current Assets</b>								
Petty Cash	0.00		800.00	0.00	0.00	0.00		800.00
Sewer Fund Investments	2,812,274.67		0.00	0.00	0.00	0.00		2,812,274.67
A/R - Metered Sales	0.00		0.00	69,108.26	0.00	0.00		69,108.26
Water-Allowance for Doubtful Account	0.00		0.00	-970.69	0.00	0.00		-970.69
Prepaid Ins-Sewer Zone 2	2,525.55		0.00	0.00	0.00	0.00		2,525.55
Prepaid Ins-Sewer Zone 1	8,839.07		0.00	0.00	0.00	0.00		8,839.07
Prepaid Insurance-Sewer Zone 3	0.00		2,975.55	0.00	0.00	0.00		2,975.55
Prepaid Ins-Water	0.00		0.00	11,018.82	0.00	0.00		11,018.82
Inventory	2,646.31		0.00	35,802.33	0.00	0.00		38,448.64
<b>Total Other Current Assets</b>	<b>2,826,285.60</b>	<b>2,975.55</b>	<b>115,758.72</b>	<b>0.00</b>	<b>0.00</b>	<b>2,945,019.87</b>		<b>2,945,019.87</b>
<b>Total Current Assets</b>	<b>11,002,420.83</b>	<b>2,283,148.54</b>	<b>5,275,608.52</b>	<b>382,489.77</b>	<b>489,344.78</b>	<b>19,433,012.44</b>		
<b>Fixed Assets</b>								
Water Projects/Construction In Progress	0.00		1,777,291.06	0.00	0.00	0.00		1,777,291.06
SCADA System	0.00		34,681.35	0.00	0.00	0.00		34,681.35
Building & Improvements	0.00		499,239.45	0.00	0.00	0.00		499,239.45
Land-Sewer	47,158.00		0.00	0.00	0.00	0.00		47,158.00

# Castroville Community Services District Balance Sheet by Class

As of January 30, 2026  
Sewer Fund

	Sewer Fund			Water Fund		Gov Fund		Total
	Zone 1	Moss Landing	Zone 3	Castroville	Zone 1	Castroville	Zone 2	
Land	0.00	0.00	0.00	258,452.40	0.00	0.00	0.00	258,452.40
Projects, Wells & Pipes	0.00	0.00	0.00	10,368,458.64	0.00	0.00	0.00	10,368,458.64
Meters	0.00	0.00	0.00	396,806.36	0.00	0.00	0.00	396,806.36
Hydrants	0.00	0.00	0.00	91,318.79	0.00	0.00	0.00	91,318.79
Trucks/Autos	0.00	0.00	0.00	209,794.21	0.00	0.00	0.00	209,794.21
Vac-trailer	0.00	0.00	0.00	31,853.25	0.00	0.00	0.00	31,853.25
Shop Equipment	0.00	0.00	0.00	63,386.03	0.00	0.00	0.00	63,386.03
Office Equipment	0.00	0.00	0.00	239,144.55	0.00	0.00	0.00	239,144.55
Pumping Equipment	0.00	0.00	0.00	204,668.89	0.00	0.00	0.00	204,668.89
Telemetry System	0.00	0.00	0.00	181,825.27	0.00	0.00	0.00	181,825.27
Accumulated Depreciation Water	0.00	0.00	0.00	-8,684,515.11	0.00	0.00	0.00	-8,684,515.11
Sewer Projects in Progress	356,723.12	0.00	0.00	0.00	0.00	0.00	0.00	356,723.12
Sewer Trucks/Autos	117,747.75	0.00	0.00	0.00	0.00	0.00	0.00	117,747.75
1982 Sewer Vac Trailer	7,515.05	0.00	0.00	0.00	0.00	0.00	0.00	7,515.05
Sewer Cleaner Trucks	439,415.59	0.00	0.00	0.00	0.00	0.00	0.00	439,415.59
Sewer Equipment	93,350.04	0.00	0.00	0.00	0.00	0.00	0.00	93,350.04
Generator Via Linda Place	48,168.24	0.00	0.00	0.00	0.00	0.00	0.00	48,168.24
SCADA-Zone 2 Sewer	3,464.34	0.00	0.00	0.00	0.00	0.00	0.00	3,464.34
SCADA-Zone 1 Sewer	6,167.83	0.00	0.00	0.00	0.00	0.00	0.00	6,167.83
Generator Castroville Blvd	70,784.04	0.00	0.00	0.00	0.00	0.00	0.00	70,784.04
Lift Station Sea Garden-Davis	181,095.73	0.00	0.00	0.00	0.00	0.00	0.00	181,095.73
Generator Moro Cojo	21,000.00	0.00	0.00	0.00	0.00	0.00	0.00	21,000.00
Sewer Building & Imp Zone 1 & 2	343,353.58	0.00	0.00	0.00	0.00	0.00	0.00	343,353.58
Castroville Sewer Lines	783,111.94	0.00	0.00	0.00	0.00	0.00	0.00	783,111.94
Castroville Blvd Sewer Lines	73,193.37	0.00	0.00	0.00	0.00	0.00	0.00	73,193.37
Moro Cojo Sewer Lines	68,931.60	0.00	0.00	0.00	0.00	0.00	0.00	68,931.60
Lift Station Via Linda	49,029.88	0.00	0.00	0.00	0.00	0.00	0.00	49,029.88
Lift Station Del Monte Ave	61,643.87	0.00	0.00	0.00	0.00	0.00	0.00	61,643.87
Lift Station Castroville Blvd	113,284.79	0.00	0.00	0.00	0.00	0.00	0.00	113,284.79
Lift Station Campo & Los Arbo	93,881.87	0.00	0.00	0.00	0.00	0.00	0.00	93,881.87
Accumulated Depr. Zone 2-Sewer	-304,409.86	0.00	0.00	0.00	0.00	0.00	0.00	-304,409.86
Accumulated Depreciation Zone 1 Sewer	-1,014,319.39	0.00	0.00	0.00	0.00	0.00	0.00	-1,014,319.39
Zone 1 Storm Drain Improv Projects	149,328.35	0.00	0.00	0.00	0.00	0.00	0.00	149,328.35
Sewer Equipment-Zone 3	0.00	86,608.04	0.00	0.00	0.00	0.00	0.00	86,608.04
Sewer Lines Moss Landing Zone 3	0.00	422,753.65	0.00	0.00	0.00	0.00	0.00	422,753.65
Lift Station #1 Struve Road	0.00	23,620.75	0.00	0.00	0.00	0.00	0.00	23,620.75
Lift Station #2 Hwy 1	0.00	28,737.56	0.00	0.00	0.00	0.00	0.00	28,737.56
Sewer Building & Imp Zone 3	0.00	13,204.29	0.00	0.00	0.00	0.00	0.00	13,204.29
Lift Station #3 by Phil's	0.00	13,551.13	0.00	0.00	0.00	0.00	0.00	13,551.13

## Castroville Community Services District Balance Sheet by Class

As of January 30, 2026  
Sewer Fund

	Moss Landing			Castroville		Gov Fund		Total
	Zone 1	Zone 2	Zone 3	Zone 1	Zone 1	Zone 2	Zone 2	
Lift Station #4 Portrero Road	0.00	22,923.06	0.00	0.00	0.00	0.00	0.00	22,923.06
SCADA Zone 3 Moss Landing	0.00	60,716.23	0.00	0.00	0.00	0.00	0.00	60,716.23
Accumulated Depreciation Zone 3 Moss Landing	0.00	-335,368.00	0.00	0.00	0.00	0.00	0.00	-335,368.00
Moss Landing Wastewater System Rehabilitation Project	0.00	539,070.00	0.00	0.00	0.00	0.00	0.00	539,070.00
Land-Sewer Zone 3	0.00	11,390.75	0.00	0.00	0.00	0.00	0.00	11,390.75
Castroville Overhead Sign-Artichoke Center of the World	0.00	0.00	0.00	0.00	19,459.34	0.00	0.00	19,459.34
Castroville Landmark Sign in Progress	0.00	0.00	0.00	0.00	610,549.79	0.00	0.00	610,549.79
Accumulated Depreciation-Government Zone 1 Castroville	0.00	0.00	0.00	0.00	-7,890.40	0.00	0.00	-7,890.40
<b>Total Fixed Assets</b>	<b>1,809,619.73</b>	<b>887,207.46</b>	<b>5,672,405.14</b>	<b>622,118.73</b>	<b>0.00</b>	<b>0.00</b>	<b>0.00</b>	<b>8,991,351.06</b>
<b>Other Assets</b>								
Deferred Outflows-Sewer 1	104,199.80	0.00	0.00	0.00	0.00	0.00	0.00	104,199.80
Deferred Outflows-ML Sewer 3	0.00	29,774.66	0.00	0.00	0.00	0.00	0.00	29,774.66
Deferred Outflows-Water	0.00	0.00	133,974.86	0.00	0.00	0.00	0.00	133,974.86
Deferred Outflows-Sewer 2	29,775.16	0.00	0.00	0.00	0.00	0.00	0.00	29,775.16
Water-Deferred Outflows Contribution OPEB	0.00	0.00	33,639.00	0.00	0.00	0.00	0.00	33,639.00
Sewer 1-Deferred Outflows-Contributions OPEB	26,163.00	0.00	0.00	0.00	0.00	0.00	0.00	26,163.00
ML Sewer 3-Deferred Outflows-Contributions OPEB	0.00	7,475.00	0.00	0.00	0.00	0.00	0.00	7,475.00
Sewer 2-Deferred Outflows-Contributions OPEB	7,476.00	0.00	0.00	0.00	0.00	0.00	0.00	7,476.00
1982 Bond Costs	0.00	0.00	14,775.96	0.00	0.00	0.00	0.00	14,775.96
1982 Bond Costs Amortized	0.00	0.00	-14,775.96	0.00	0.00	0.00	0.00	-14,775.96
Bond Refinance Legal Fees-Muni	0.00	0.00	15,000.00	0.00	0.00	0.00	0.00	15,000.00
Amortization-Bond Ref Legal Fe	0.00	0.00	-15,000.00	0.00	0.00	0.00	0.00	-15,000.00
Well 2B Finance Legal Fees	0.00	0.00	14,524.38	0.00	0.00	0.00	0.00	14,524.38
Amortization-Well 2B Legal Fee	0.00	0.00	-14,524.38	0.00	0.00	0.00	0.00	-14,524.38
CSA 14/CCSD Organization Cost	107,669.19	0.00	0.00	0.00	0.00	0.00	0.00	107,669.19
CSA 14/CCSD Amortization	-68,092.00	0.00	0.00	0.00	0.00	0.00	0.00	-68,092.00
Moro Cojo Annexation Project	16,000.00	0.00	0.00	0.00	0.00	0.00	0.00	16,000.00
Moro Cojo Annex Amortization	-9,594.00	0.00	0.00	0.00	0.00	0.00	0.00	-9,594.00
<b>Total Other Assets</b>	<b>213,597.15</b>	<b>37,249.66</b>	<b>167,613.86</b>	<b>0.00</b>	<b>0.00</b>	<b>0.00</b>	<b>0.00</b>	<b>418,460.67</b>
<b>TOTAL ASSETS</b>	<b>13,025,637.71</b>	<b>3,207,605.66</b>	<b>11,115,627.52</b>	<b>1,004,608.50</b>	<b>489,344.78</b>	<b>28,842,824.17</b>		
<b>LIABILITIES &amp; EQUITY</b>								
<b>Liabilities</b>								
<b>Current Liabilities</b>								
Other Current Liabilities								
Accrued Vacation	7,561.26	1,680.28	7,561.28	0.00	0.00	0.00	0.00	16,802.82
Accrued Payroll	3,618.86	804.20	3,618.86	0.00	0.00	0.00	0.00	8,041.92
Compensated Absences LT	25,178.62	5,595.25	25,178.62	0.00	0.00	0.00	0.00	55,952.49
Customer Security Deposits	0.00	0.00	59,624.59	0.00	0.00	0.00	0.00	59,624.59
Hydrant Service Deposits	0.00	0.00	5,300.00	0.00	0.00	0.00	0.00	5,300.00

# Castroville Community Services District Balance Sheet by Class

As of January 30, 2026  
Sewer Fund

	Sewer Fund			Water Fund		Gov Fund		Total
	Zone 1	Moss Landing Zone 3	Castroville Zone 1	Castroville Zone 1	Castroville Zone 1	Zone 2	Zone 2	
Water- Installation Deposits	0.00	0.00	4,000.00	0.00	0.00	0.00	0.00	4,000.00
Deferred Inflows-Sewer 1	51,070.86	0.00	0.00	0.00	0.00	0.00	0.00	51,070.86
Deferred Inflows-Water	0.00	0.00	65,663.88	0.00	0.00	0.00	0.00	65,663.88
Deferred Inflows-ML Sewer 3	0.00	14,593.32	0.00	0.00	0.00	0.00	0.00	14,593.32
Deferred Inflows-Sewer 2	14,595.12	0.00	0.00	0.00	0.00	0.00	0.00	14,595.12
OPEB Deferred Inflows Sewer 1	53,980.00	0.00	0.00	0.00	0.00	0.00	0.00	53,980.00
OPEB Deferred Inflows Sewer 2	15,423.00	0.00	0.00	0.00	0.00	0.00	0.00	15,423.00
OPEB Deferred Inflows Sewer 3	0.00	15,424.00	0.00	0.00	0.00	0.00	0.00	15,424.00
OPEB Deferred Inflows Water	0.00	0.00	69,403.00	0.00	0.00	0.00	0.00	69,403.00
<b>Total Other Current Liabilities</b>	<b>171,427.72</b>	<b>38,097.05</b>	<b>240,350.23</b>	<b>0.00</b>	<b>0.00</b>	<b>0.00</b>	<b>0.00</b>	<b>449,875.00</b>
<b>Total Current Liabilities</b>	<b>171,427.72</b>	<b>38,097.05</b>	<b>240,350.23</b>	<b>0.00</b>	<b>0.00</b>	<b>0.00</b>	<b>0.00</b>	<b>449,875.00</b>
<b>Long Term Liabilities</b>								
Pension Liability-Sewer 1	84,031.32	0.00	0.00	0.00	0.00	0.00	0.00	84,031.32
Pension Liability-Water	0.00	0.00	108,039.12	0.00	0.00	0.00	0.00	108,039.12
Pension Liability-ML Sewer 3	0.00	24,005.81	0.00	0.00	0.00	0.00	0.00	24,005.81
Pension Liability -Sewer 2	24,008.81	0.00	0.00	0.00	0.00	0.00	0.00	24,008.81
Net OPEB Liability-Water	0.00	0.00	31,696.00	0.00	0.00	0.00	0.00	31,696.00
Net OPEB Liability-Sewer	24,652.00	0.00	0.00	0.00	0.00	0.00	0.00	24,652.00
Net OPEB Liability ML Sewer 3	0.00	7,045.00	0.00	0.00	0.00	0.00	0.00	7,045.00
Net OPEB Liability-Sewer 2	7,045.00	0.00	0.00	0.00	0.00	0.00	0.00	7,045.00
<b>Total Long Term Liabilities</b>	<b>139,737.13</b>	<b>31,050.81</b>	<b>139,735.12</b>	<b>0.00</b>	<b>0.00</b>	<b>0.00</b>	<b>0.00</b>	<b>310,523.06</b>
<b>Total Liabilities</b>	<b>311,164.85</b>	<b>69,147.86</b>	<b>380,085.35</b>	<b>0.00</b>	<b>0.00</b>	<b>0.00</b>	<b>0.00</b>	<b>760,398.06</b>
<b>Equity</b>								
Water Fund Balance	0.00	0.00	2,567,705.39	0.00	0.00	0.00	0.00	2,567,705.39
Zone 2 Gov-Moro Cojo Fund Balance	0.00	0.00	0.00	0.00	0.00	98,712.31	0.00	98,712.31
Zone 1 Gov-Castroville Fund Balance	0.00	0.00	0.00	595,122.44	0.00	0.00	0.00	595,122.44
Sewer Zone 1 & 2 Fund Balance	5,352,733.37	0.00	0.00	0.00	0.00	0.00	0.00	5,352,733.37
Capital Additions Zone 3 Sewer Moss Landing	0.00	77,238.02	0.00	0.00	0.00	0.00	0.00	77,238.02
Sewer Moss Landing Zone 3 Fund Balance	0.00	162,320.27	0.00	0.00	0.00	0.00	0.00	162,320.27
Invested in Capital Assets-Water	0.00	0.00	3,534,772.00	0.00	0.00	0.00	0.00	3,534,772.00
Invested in Capital Assets-Sewer	767,562.00	0.00	0.00	0.00	0.00	0.00	0.00	767,562.00
3900 - Retained Earnings	5,964,018.48	2,652,569.95	4,345,345.33	51,236.39	366,059.51	13,379,229.66	1,547,030.65	13,379,229.66
Net Income	630,159.01	246,329.56	287,719.45	358,249.67	24,572.96	1,547,030.65	28,082,426.11	1,547,030.65
<b>Total Equity</b>	<b>12,714,472.86</b>	<b>3,138,457.80</b>	<b>10,735,542.17</b>	<b>1,004,608.50</b>	<b>489,344.78</b>	<b>28,082,426.11</b>	<b>28,842,824.17</b>	<b>28,842,824.17</b>
<b>TOTAL LIABILITIES &amp; EQUITY</b>	<b>13,025,637.71</b>	<b>3,207,605.66</b>	<b>11,115,627.52</b>	<b>1,004,608.50</b>	<b>489,344.78</b>	<b>28,082,426.11</b>	<b>28,842,824.17</b>	<b>28,842,824.17</b>

# Castroville Community Services District Profit & Loss by Class July 1, 2025 through January 30, 2026

Ordinary Income/Expense	Sewer Fund		Sewer Fund	Water Fund		Gov Fund		Total
	Zone 1	Zone 2	Moss Landing Zone 3	Castroville Zone 1	Castroville Zone 1	Castroville Zone 1	Zone 2	
<b>Income</b>								
Metered Water Sales	0.00	831,915.00	0.00	0.00	0.00	0.00	0.00	831,915.00
Temporary Hydrant Service	0.00	5,182.68	0.00	0.00	0.00	0.00	0.00	5,182.68
New Service Installation	0.00	5,079.43	0.00	0.00	0.00	0.00	0.00	5,079.43
Backflow Revenue	0.00	872.86	0.00	0.00	0.00	0.00	0.00	872.86
Misc. Revenue	0.00	2,773.36	0.00	0.00	0.00	0.00	0.00	2,773.36
Reconnect Charges	0.00	90.00	0.00	0.00	0.00	0.00	0.00	90.00
NSF Charges	0.00	120.00	0.00	0.00	0.00	0.00	0.00	120.00
Trip Fee Charges	0.00	1,570.00	0.00	0.00	0.00	0.00	0.00	1,570.00
Water Interest-Investment Earned	0.00	131,560.01	0.00	0.00	0.00	0.00	0.00	131,560.01
DWR IRWM Prop 1A Grant	0.00	87,083.56	0.00	0.00	0.00	0.00	0.00	87,083.56
Gain/Loss on Sale of Assets	0.00	3,000.00	0.00	0.00	0.00	0.00	0.00	3,000.00
Donated Asset-Water Fund	0.00	2,650.00	0.00	0.00	0.00	0.00	0.00	2,650.00
<b>Zone 1 (Castroville) Revenue</b>								
User fees Storm Drain #75301	37,423.03	0.00	0.00	0.00	0.00	0.00	0.00	37,423.03
User fees Street Lights #75301	0.00	0.00	0.00	18,852.20	0.00	0.00	0.00	18,852.20
Caltrans Grant-Overhead Sign	0.00	0.00	0.00	151,533.88	0.00	0.00	0.00	151,533.88
Ad Valorem Property Taxes-70%	699,571.06	0.00	0.00	0.00	0.00	0.00	0.00	699,571.06
Sewer Connection Fees	3,168.00	0.00	0.00	0.00	0.00	0.00	0.00	3,168.00
Donated Asset-Sewer Fund	201,324.91	0.00	0.00	0.00	0.00	0.00	0.00	201,324.91
Misc. Revenue	195.00	0.00	0.00	0.00	0.00	0.00	0.00	195.00
Interest Earned	225,537.30	0.00	0.00	1,980.61	0.00	0.00	0.00	227,517.91
<b>Total Zone 1 (Castroville) Revenue</b>	<b>1,167,219.30</b>	<b>0.00</b>	<b>0.00</b>	<b>172,366.69</b>	<b>0.00</b>	<b>0.00</b>	<b>0.00</b>	<b>1,339,585.99</b>
<b>ZONE 2 (MORO COJO) REVENUE</b>								
User fees Storm Drain & Sewer #73701	38,186.91	0.00	0.00	0.00	0.00	0.00	0.00	38,186.91
Open Space-Street-Street Lights #73701	0.00	0.00	0.00	0.00	0.00	18,000.00	0.00	18,000.00
Zone 2 Interest Earned	6,615.45	0.00	0.00	0.00	0.00	8,362.13	0.00	14,977.58
Ad Valorem Property Taxes-10%	99,938.72	0.00	0.00	0.00	0.00	0.00	0.00	99,938.72
<b>Total ZONE 2 (MORO COJO) REVENUE</b>	<b>144,741.08</b>	<b>0.00</b>	<b>0.00</b>	<b>0.00</b>	<b>0.00</b>	<b>26,362.13</b>	<b>0.00</b>	<b>171,103.21</b>
User fees NMCHS & Mobil Park 74701	46,328.33	0.00	0.00	0.00	0.00	0.00	0.00	46,328.33
<b>Sewer (Moss Landing) REVENUE</b>								
Ad Valorem Property Taxes-20%	0.00	199,877.45	0.00	0.00	0.00	0.00	0.00	199,877.45
M1W Sanitation Fees	0.00	118,509.83	0.00	0.00	0.00	0.00	0.00	118,509.83
Zone 3 Interest Earned	0.00	43,370.59	0.00	0.00	0.00	0.00	0.00	43,370.59
<b>Total Sewer (Moss Landing) REVENUE</b>	<b>0.00</b>	<b>361,757.87</b>	<b>0.00</b>	<b>0.00</b>	<b>0.00</b>	<b>0.00</b>	<b>0.00</b>	<b>361,757.87</b>
<b>Total Income</b>	<b>1,358,288.71</b>	<b>1,071,896.90</b>	<b>361,757.87</b>	<b>172,366.69</b>	<b>26,362.13</b>	<b>26,362.13</b>	<b>2,990,672.30</b>	<b>2,990,672.30</b>

25

**Castroville Community Services District**  
**Profit & Loss by Class**  
 July 1, 2025 through January 30, 2026

2:39 PM  
 02/10/26  
 Accrual Basis

Expense	Sewer Fund		Water Fund		Gov Fund		Total
	Zone 1	Zone 2	Zone 1	Zone 2	Castroville	Zone 1	
Water Operation Expense							
General Operations Expense							
Shop Supplies	0.00	0.00	275.94	0.00	0.00	0.00	275.94
Small Tools	0.00	0.00	1,691.55	0.00	0.00	0.00	1,691.55
Operators Uniforms	0.00	0.00	1,492.77	0.00	0.00	0.00	1,492.77
Cellular Phones	0.00	0.00	858.40	0.00	0.00	0.00	858.40
Operators Certifications	0.00	0.00	120.00	0.00	0.00	0.00	120.00
Water Testing Fees	0.00	0.00	7,335.65	0.00	0.00	0.00	7,335.65
Water System Fees	0.00	0.00	3,945.00	0.00	0.00	0.00	3,945.00
Total General Operations Expense	0.00	0.00	15,719.31	0.00	0.00	0.00	15,719.31
Well Sites Expense							
Utilities - P G & E	0.00	0.00	115,408.19	0.00	0.00	0.00	115,408.19
Pump Repair/Maintenance	0.00	0.00	51.98	0.00	0.00	0.00	51.98
Supplies for Pumps & Well Sites	0.00	0.00	8,785.17	0.00	0.00	0.00	8,785.17
Generators Repairs/Maintenance	0.00	0.00	1,222.61	0.00	0.00	0.00	1,222.61
Building Repair/Maintenance	0.00	0.00	156.08	0.00	0.00	0.00	156.08
Chlorine/Softener Repair/Main	0.00	0.00	2,395.25	0.00	0.00	0.00	2,395.25
Well Sites - Other Expense	0.00	0.00	1,002.10	0.00	0.00	0.00	1,002.10
Total Well Sites Expense	0.00	0.00	129,021.38	0.00	0.00	0.00	129,021.38
Valve Expense							
Valve - Supplies	0.00	0.00	129.88	0.00	0.00	0.00	129.88
Total Valve Expense	0.00	0.00	129.88	0.00	0.00	0.00	129.88
Meter Expense							
Meter - Supplies	0.00	0.00	3,995.95	0.00	0.00	0.00	3,995.95
Meter - Repair/Maintenance	0.00	0.00	21.87	0.00	0.00	0.00	21.87
Total Meter Expense	0.00	0.00	4,017.82	0.00	0.00	0.00	4,017.82
Water Lines Expense							
Water Lines - Supplies	0.00	0.00	20,368.18	0.00	0.00	0.00	20,368.18
Water Lines - Repair/Main	0.00	0.00	3,283.96	0.00	0.00	0.00	3,283.96
Total Water Lines Expense	0.00	0.00	23,652.14	0.00	0.00	0.00	23,652.14
Depreciation Expense							
Automobile Expense	0.00	0.00	169,338.11	0.00	0.00	0.00	169,338.11
Fuel	0.00	0.00	3,250.62	0.00	0.00	0.00	3,250.62
Auto - Repair/Maintenance	0.00	0.00	310.79	0.00	0.00	0.00	310.79
Other Auto Expense	0.00	0.00	2,795.01	0.00	0.00	0.00	2,795.01
Total Automobile Expense	0.00	0.00	6,356.42	0.00	0.00	0.00	6,356.42

# Castroville Community Services District Profit & Loss by Class July 1, 2025 through January 30, 2026

	Sewer Fund		Water Fund		Gov Fund		Total
	Zone 1 Zone 2	Moss Landing Zone 3	Castroville Zone 1	Castroville Zone 1	Castroville Zone 1	Zone 2	
<b>Payroll Expense Water Operation</b>							
Operators Water Wages	0.00	0.00	87,542.86	0.00	0.00	0.00	87,542.86
<b>Total Payroll Expense Water Operation</b>	0.00	0.00	87,542.86	0.00	0.00	0.00	87,542.86
<b>Total Water Operation Expense</b>	0.00	0.00	435,777.92	0.00	0.00	0.00	435,777.92
<b>Water Administrative Expense</b>							
Billing Expense							
Postage	0.00	0.00	8,731.20	0.00	0.00	0.00	8,731.20
Toilet Rebate	0.00	0.00	300.00	0.00	0.00	0.00	300.00
Other Billing Expense	0.00	0.00	4,544.68	0.00	0.00	0.00	4,544.68
<b>Total Billing Expense</b>	0.00	0.00	13,575.88	0.00	0.00	0.00	13,575.88
<b>Utilities Expense</b>							
Utilities - P G & E	0.00	0.00	1,119.17	0.00	0.00	0.00	1,119.17
Utilities - Telephones	0.00	0.00	1,425.03	0.00	0.00	0.00	1,425.03
Utilities - Disposal	0.00	0.00	427.98	0.00	0.00	0.00	427.98
<b>Total Utilities Expense</b>	0.00	0.00	2,972.18	0.00	0.00	0.00	2,972.18
<b>Insurance Expense</b>							
Insurance - Auto & General	0.00	0.00	13,343.85	0.00	0.00	0.00	13,343.85
<b>Total Insurance Expense</b>	0.00	0.00	13,343.85	0.00	0.00	0.00	13,343.85
<b>Office Expense</b>							
Office Supplies	0.00	0.00	881.89	0.00	0.00	0.00	881.89
Office Equipment	0.00	0.00	1,882.69	0.00	0.00	0.00	1,882.69
Misc Office Expense	0.00	0.00	359.87	0.00	0.00	0.00	359.87
Alarm Monitoring Service	0.00	0.00	280.80	0.00	0.00	0.00	280.80
Property Taxes	0.00	0.00	620.26	0.00	0.00	0.00	620.26
Computer Programs/Upgrades	0.00	0.00	10,821.68	0.00	0.00	0.00	10,821.68
Bank Fees	0.00	0.00	718.88	0.00	0.00	0.00	718.88
Seminars/Training/Staff	0.00	0.00	1,458.05	0.00	0.00	0.00	1,458.05
Seminar/Training/Directors	0.00	0.00	400.50	0.00	0.00	0.00	400.50
Membership Dues	0.00	0.00	11,560.81	0.00	0.00	0.00	11,560.81
Office Repairs/Maintenance	0.00	0.00	1,516.14	0.00	0.00	0.00	1,516.14
Building Maintenance	0.00	0.00	81.57	0.00	0.00	0.00	81.57
<b>Total Office Expense</b>	0.00	0.00	30,583.14	0.00	0.00	0.00	30,583.14
<b>Payroll Expenses</b>							
Wages - General Manager	0.00	0.00	53,561.11	0.00	0.00	0.00	53,561.11
Wages - Administrative	0.00	0.00	54,605.20	0.00	0.00	0.00	54,605.20
Insurance - Workers Comp	0.00	0.00	7,738.48	0.00	0.00	0.00	7,738.48
Employee Health Benefits	0.00	0.00	82,767.37	0.00	0.00	0.00	82,767.37

77

**Castroville Community Services District**  
**Profit & Loss by Class**  
July 1, 2025 through January 30, 2026

	Sewer Fund		Sewer Fund		Water Fund		Gov Fund		Total
	Zone 1	Zone 2	Moss Landing Zone 3	Zone 3	Castroville Zone 1	Castroville Zone 1	Zone 1	Zone 2	
PERS Retirement Benefits Employer Contributions Bi-Weekly Payroll									
Pension Expense UAL Employer		0.00	0.00	0.00	20,015.07	0.00	0.00	0.00	20,015.07
Employee Life Insurance		0.00	0.00	0.00	11,299.50	0.00	0.00	0.00	11,299.50
FICA Expense		0.00	0.00	0.00	399.56	0.00	0.00	0.00	399.56
Retired Employee Health Benefits		0.00	0.00	0.00	14,335.32	0.00	0.00	0.00	14,335.32
Total Payroll Expenses		0.00	0.00	0.00	6,327.49	0.00	0.00	0.00	6,327.49
Consulting Expense		0.00	0.00	0.00	251,049.10	0.00	0.00	0.00	251,049.10
Legal Fees		0.00	0.00	0.00	334.80	0.00	0.00	0.00	334.80
Engineering Fees		0.00	0.00	0.00	1,150.24	0.00	0.00	0.00	1,150.24
Director Fees		0.00	0.00	0.00	1,440.00	0.00	0.00	0.00	1,440.00
Accounting Fees		0.00	0.00	0.00	8,930.62	0.00	0.00	0.00	8,930.62
Other Consulting Fees		0.00	0.00	0.00	25,019.72	0.00	0.00	0.00	25,019.72
Total Consulting Expense		0.00	0.00	0.00	36,875.38	0.00	0.00	0.00	36,875.38
Total Water Administrative Expense		0.00	0.00	0.00	348,399.53	0.00	0.00	0.00	348,399.53
Zone 1 Operation Expense									
General Operation Expen									
Shop Supplies	264.74		0.00	0.00	0.00	0.00	0.00	0.00	264.74
Small Tools & Equipment	1,334.93		0.00	0.00	0.00	0.00	0.00	0.00	1,334.93
Operators Uniforms	1,197.94		0.00	0.00	0.00	0.00	0.00	0.00	1,197.94
Operators Certifications	210.00		0.00	0.00	0.00	0.00	0.00	0.00	210.00
Cellular Phones	667.65		0.00	0.00	0.00	0.00	0.00	0.00	667.65
Total General Operation Expense	3,675.26		0.00	0.00	0.00	0.00	0.00	0.00	3,675.26
Lift Station Expense									
Sewer Utilities PG & E	2,622.87		0.00	0.00	0.00	0.00	0.00	0.00	2,622.87
Lift Station Repair/Maintenance	44.70		0.00	0.00	0.00	0.00	0.00	0.00	44.70
Permit Fee for Generators	547.00		0.00	0.00	0.00	0.00	0.00	0.00	547.00
Building Repair/Maintenance	29.92		0.00	0.00	0.00	0.00	0.00	0.00	29.92
Total Lift Station Expense	3,244.49		0.00	0.00	0.00	0.00	0.00	0.00	3,244.49
Sewer Depreciation Expense	31,628.39		0.00	0.00	0.00	0.00	0.00	0.00	31,628.39
Automobile Expense									
Fuel for Trucks	2,040.33		0.00	0.00	0.00	0.00	0.00	0.00	2,040.33
Auto- Repair/Maintenance	307.07		0.00	0.00	0.00	0.00	0.00	0.00	307.07
Other Auto Expense	3,077.51		0.00	0.00	0.00	0.00	0.00	0.00	3,077.51
Total Automobile Expense	5,424.91		0.00	0.00	0.00	0.00	0.00	0.00	5,424.91
Payroll Expense-Operation									
Operators Zone 1 Wages	66,377.22		0.00	0.00	0.00	0.00	0.00	0.00	66,377.22
Total Payroll Expense-Operation	66,377.22		0.00	0.00	0.00	0.00	0.00	0.00	66,377.22

**Castroville Community Services District**  
**Profit & Loss by Class**  
July 1, 2025 through January 30, 2026

	Sewer Fund Zone 1 Zone 2	Sewer Fund Moss Landing Zone 3	Water Fund Castroville Zone 1	Gov Fund Castroville Zone 1	Gov Fund Zone 2	Total
Sewer Line Expense						
Sewer Line-Repair/Maintenance	99.73	0.00	0.00	0.00	0.00	99.73
Total Sewer Line Expense	99.73	0.00	0.00	0.00	0.00	99.73
Storm drain Expense						
Storm drain-Repair/Maintenance	217.74	0.00	0.00	0.00	0.00	217.74
Total Storm drain Expense	217.74	0.00	0.00	0.00	0.00	217.74
Storm drain Automobile Expense						
Storm drain Fuel for Trucks	753.27	0.00	0.00	0.00	0.00	753.27
Total Storm drain Automobile Expense	753.27	0.00	0.00	0.00	0.00	753.27
Total Zone 1 Operation Expense	111,421.01	0.00	0.00	0.00	0.00	111,421.01
Zone 1 Administrative Expense						
Office Expense						
Office Supplies	475.74	0.00	0.00	0.00	0.00	475.74
Office Equipment	1,331.09	0.00	0.00	0.00	0.00	1,331.09
Misc. Office Expense	155.22	0.00	0.00	0.00	0.00	155.22
Computer Program/Upgrade	6,083.55	0.00	0.00	0.00	0.00	6,083.55
Office Repair/Maintenance	1,110.19	0.00	0.00	0.00	0.00	1,110.19
Alarm Monitoring Service	218.40	0.00	0.00	0.00	0.00	218.40
Property Taxes	635.18	0.00	0.00	0.00	0.00	635.18
Seminars/Training/Staff	1,053.38	0.00	0.00	0.00	0.00	1,053.38
Seminar/Training/Directors	311.50	0.00	0.00	0.00	0.00	311.50
Membership Dues	8,991.74	0.00	0.00	0.00	0.00	8,991.74
Building Maintenance	12.17	0.00	0.00	0.00	0.00	12.17
Total Office Expense	20,378.16	0.00	0.00	0.00	0.00	20,378.16
Payroll Expense Admin						
Wages Zone 1 GM	41,216.89	0.00	0.00	0.00	0.00	41,216.89
Wages Zone 1 Admin	42,470.69	0.00	0.00	0.00	0.00	42,470.69
Insurance - Workers Comp	6,018.82	0.00	0.00	0.00	0.00	6,018.82
Employee Health Benefits	64,374.65	0.00	0.00	0.00	0.00	64,374.65
FICA Expense	10,973.90	0.00	0.00	0.00	0.00	10,973.90
PERS Retirement Benefits Employer Contributions Payroll Biweekly	15,567.26	0.00	0.00	0.00	0.00	15,567.26
Pension Expense UALEmployer	8,788.50	0.00	0.00	0.00	0.00	8,788.50
Employee Life Insurance	310.73	0.00	0.00	0.00	0.00	310.73
Retired Employee Health Benefits	4,921.39	0.00	0.00	0.00	0.00	4,921.39
Total Payroll Expense Admin	194,642.83	0.00	0.00	0.00	0.00	194,642.83
Utilities Expense						
Utilities - PG&E	905.81	0.00	0.00	0.00	0.00	905.81

# Castroville Community Services District Profit & Loss by Class July 1, 2025 through January 30, 2026

	Sewer Fund		Water Fund		Gov Fund		Total
	Zone 1	Zone 2	Zone 1	Zone 2	Zone 1	Zone 2	
Utilities - Telephones		1,108.37	0.00	0.00	0.00	0.00	1,108.37
Utilities - Disposal		332.89	0.00	0.00	0.00	0.00	332.89
<b>Total Utilities Expense</b>		<b>2,347.07</b>	<b>0.00</b>	<b>0.00</b>	<b>0.00</b>	<b>0.00</b>	<b>2,347.07</b>
Sewer Consulting Expense							
Sewer Legal Fees		2,672.40	0.00	0.00	0.00	0.00	2,672.40
Sewer Engineer Fees		2,935.56	0.00	0.00	0.00	0.00	2,935.56
Sewer Accounting Fees		6,946.04	0.00	0.00	0.00	0.00	6,946.04
Sewer Other Consulting Fees		287.00	0.00	0.00	0.00	0.00	287.00
Director Fees		1,120.00	0.00	0.00	0.00	0.00	1,120.00
<b>Total Sewer Consulting Expense</b>		<b>13,961.00</b>	<b>0.00</b>	<b>0.00</b>	<b>0.00</b>	<b>0.00</b>	<b>13,961.00</b>
Insurance Expense							
Insurance- Auto & General		10,495.23	0.00	0.00	0.00	0.00	10,495.23
<b>Total Insurance Expense</b>		<b>10,495.23</b>	<b>0.00</b>	<b>0.00</b>	<b>0.00</b>	<b>0.00</b>	<b>10,495.23</b>
Bond, Loan & Certif. Expense							
Willdan CSA 14 Assessment Admin Fee		375.00	0.00	0.00	0.00	0.00	375.00
Unrealized Gain/Loss Investment		-5,587.59	0.00	0.00	0.00	0.00	-5,587.59
<b>Total Bond, Loan &amp; Certif. Expense</b>		<b>-5,212.59</b>	<b>0.00</b>	<b>0.00</b>	<b>0.00</b>	<b>0.00</b>	<b>-5,212.59</b>
<b>Total Zone 1 Administrative Expense</b>		<b>236,611.70</b>	<b>0.00</b>	<b>0.00</b>	<b>0.00</b>	<b>0.00</b>	<b>236,611.70</b>
Zone 1 Other Operation & Maint Expense							
Street Light Utility Cost		0.00	0.00	0.00	17,200.38	0.00	17,200.38
Gov Zone 1 Depreciation Expense		0.00	0.00	0.00	756.64	0.00	756.64
<b>Total Zone 1 Other Operation &amp; Maint Expense</b>		<b>0.00</b>	<b>0.00</b>	<b>0.00</b>	<b>17,957.02</b>	<b>0.00</b>	<b>17,957.02</b>
Zone 1 Recreational Expense							
No. Co. Rec & Park District		0.00	0.00	0.00	63,660.00	0.00	63,660.00
<b>Total Zone 1 Recreational Expense</b>		<b>0.00</b>	<b>0.00</b>	<b>0.00</b>	<b>63,660.00</b>	<b>0.00</b>	<b>63,660.00</b>
Zone 2 Operation Expense							
General Operation Expense							
Shop Supplies		9.38	0.00	0.00	0.00	0.00	9.38
Small Tools & Equipment		281.05	0.00	0.00	0.00	0.00	281.05
Operators Uniforms		342.35	0.00	0.00	0.00	0.00	342.35
Operators Certifications		181.50	0.00	0.00	0.00	0.00	181.50
Cellular Phones		184.74	0.00	0.00	0.00	0.00	184.74
<b>Total General Operation Expense</b>		<b>999.02</b>	<b>0.00</b>	<b>0.00</b>	<b>0.00</b>	<b>0.00</b>	<b>999.02</b>
Lift Station Expense							
Utilities		7,788.90	0.00	0.00	0.00	0.00	7,788.90
Lift Station Repair/Maintenance		1,080.00	0.00	0.00	0.00	0.00	1,080.00
Supplies for Pump Station		134.50	0.00	0.00	0.00	0.00	134.50



**Castroville Community Services District**  
**Profit & Loss by Class**  
July 1, 2025 through January 30, 2026

	Sewer Fund		Water Fund		Gov Fund		Total
	Zone 1	Zone 2	Castroville	Zone 1	Castroville	Zone 2	
Total Lift Station Expense		9,003.40	0.00	0.00	0.00	0.00	9,003.40
Sewer Depreciation Expense		12,728.86	0.00	0.00	0.00	0.00	12,728.86
Automobile Expense							
Fuel for Trucks		854.98	0.00	0.00	0.00	0.00	854.98
Auto-Repair/Maintenance		85.60	0.00	0.00	0.00	0.00	85.60
Other Auto Expense		710.43	0.00	0.00	0.00	0.00	710.43
Total Automobile Expense		1,651.01	0.00	0.00	0.00	0.00	1,651.01
Payroll Expense-Operations		19,589.75	0.00	0.00	0.00	0.00	19,589.75
Operator Zone 2 Wages		19,589.75	0.00	0.00	0.00	0.00	19,589.75
Total Payroll Expense-Operations		19,589.75	0.00	0.00	0.00	0.00	19,589.75
Sewer Line Expense		6.51	0.00	0.00	0.00	0.00	6.51
Sewer Line-Repair/Maintenance		6.51	0.00	0.00	0.00	0.00	6.51
Total Sewer Line Expense		6.51	0.00	0.00	0.00	0.00	6.51
Total Zone 2 Operation Expense		43,978.55	0.00	0.00	0.00	0.00	43,978.55
Zone 2 Administrative Expense							
Office Expense							
Seminar/Training/Directors		89.00	0.00	0.00	0.00	0.00	89.00
Membership Dues		2,569.07	0.00	0.00	0.00	0.00	2,569.07
Office Supplies		143.99	0.00	0.00	0.00	0.00	143.99
Office Equipment		380.30	0.00	0.00	0.00	0.00	380.30
Misc. Office Expense		41.21	0.00	0.00	0.00	0.00	41.21
Building Maintenance		3.48	0.00	0.00	0.00	0.00	3.48
Computer Program/Upgrade		1,738.17	0.00	0.00	0.00	0.00	1,738.17
Office Repair/Maintenance		317.28	0.00	0.00	0.00	0.00	317.28
Alarm Monitoring Services		62.40	0.00	0.00	0.00	0.00	62.40
Property Taxes		186.62	0.00	0.00	0.00	0.00	186.62
Seminars/Training/Staff		400.81	0.00	0.00	0.00	0.00	400.81
Total Office Expense		5,932.33	0.00	0.00	0.00	0.00	5,932.33
Payroll Expense Administration							
Wages- Zone 2 GM		11,846.61	0.00	0.00	0.00	0.00	11,846.61
Wages-Zone 2 Admin		12,134.48	0.00	0.00	0.00	0.00	12,134.48
Insurance Workers Comp		1,719.66	0.00	0.00	0.00	0.00	1,719.66
Employee Health Benefits		18,392.75	0.00	0.00	0.00	0.00	18,392.75
PERS Retirement Benefits		4,447.81	0.00	0.00	0.00	0.00	4,447.81
Employer Contribution Biweekly Payroll		2,511.00	0.00	0.00	0.00	0.00	2,511.00
Retired Employee Health Benefits		1,406.17	0.00	0.00	0.00	0.00	1,406.17
Employee Life Insurance		88.76	0.00	0.00	0.00	0.00	88.76

**Castroville Community Services District**  
**Profit & Loss by Class**  
July 1, 2025 through January 30, 2026

	Sewer Fund Zone 1	Sewer Fund Moss Landing Zone 3	Water Fund Castroville Zone 1	Gov Fund Castroville Zone 1	Gov Fund Zone 2	Total
FICA Expense	3,233.36	0.00	0.00	0.00	0.00	3,233.36
Total Payroll Expense Administration	55,780.60	0.00	0.00	0.00	0.00	55,780.60
Consulting Expense						
Consulting Fees	832.00	0.00	0.00	0.00	0.00	832.00
Sewer Accounting Fees	1,984.58	0.00	0.00	0.00	0.00	1,984.58
Sewer Legal Fees	74.40	0.00	0.00	0.00	0.00	74.40
Director Fees	320.00	0.00	0.00	0.00	0.00	320.00
Total Consulting Expense	3,210.98	0.00	0.00	0.00	0.00	3,210.98
Utilities Expense						
Utilities-PG&E	284.06	0.00	0.00	0.00	0.00	284.06
Utilities-Telephone	316.72	0.00	0.00	0.00	0.00	316.72
Utilities-Disposal	95.09	0.00	0.00	0.00	0.00	95.09
Total Utilities Expense	695.87	0.00	0.00	0.00	0.00	695.87
Insurance Expense						
Insurance-Auto & General	2,998.66	0.00	0.00	0.00	0.00	2,998.66
Total Insurance Expense	2,998.66	0.00	0.00	0.00	0.00	2,998.66
Total Zone 2 Administrative Expense	68,618.44	0.00	0.00	0.00	0.00	68,618.44
Zone 2 Other Oper & Maint Expense						
Street Light Utility Cost	0.00	0.00	0.00	0.00	1,789.17	1,789.17
Total Zone 2 Other Oper & Maint Expense	0.00	0.00	0.00	0.00	1,789.17	1,789.17
Sewer Zone 3 Operation & Maint Expense						
General Operation Expense						
Shop Supplies	0.00	8.28	0.00	0.00	0.00	8.28
Small Tools & Equipment	0.00	286.65	0.00	0.00	0.00	286.65
Operators Uniforms	0.00	354.39	0.00	0.00	0.00	354.39
Operators Certifications	0.00	153.00	0.00	0.00	0.00	153.00
Cellular Phones	0.00	190.72	0.00	0.00	0.00	190.72
Total General Operation Expense	0.00	993.04	0.00	0.00	0.00	993.04
Lift Station Expense						
Sewer Utilities PG&E	0.00	8,275.53	0.00	0.00	0.00	8,275.53
Lift Station Repair/Maintenance	0.00	547.00	0.00	0.00	0.00	547.00
Total Lift Station Expense	0.00	8,822.53	0.00	0.00	0.00	8,822.53
Sewer (Moss Landing) Zone 3 Depreciation Expense	0.00	15,633.00	0.00	0.00	0.00	15,633.00
Automobile Expense						
Fuel for Trucks	0.00	854.94	0.00	0.00	0.00	854.94
Repair/Maintenance	0.00	60.82	0.00	0.00	0.00	60.82
Other Auto Expense	0.00	710.39	0.00	0.00	0.00	710.39

# Castroville Community Services District Profit & Loss by Class July 1, 2025 through January 30, 2026

	Sewer Fund Zone 1	Sewer Fund Moss Landing Zone 3	Water Fund Castroville Zone 1	Gov Fund Castroville Zone 1	Gov Fund Zone 2	Total
Total Automobile Expense	0.00	1,626.15	0.00	0.00	0.00	1,626.15
Payroll Expense-Operations						
Operators-Moss Landing Wages Zone 3	0.00	20,086.58	0.00	0.00	0.00	20,086.58
Total Payroll Expense-Operations	0.00	20,086.58	0.00	0.00	0.00	20,086.58
Total Sewer Zone 3 Operation & Maint Expense	0.00	47,161.30	0.00	0.00	0.00	47,161.30
Zone 3 Administrative Expense						
Office Expense						
Office Supplies	0.00	139.06	0.00	0.00	0.00	139.06
Office Equipment	0.00	380.32	0.00	0.00	0.00	380.32
Misc. Office Expense	0.00	51.78	0.00	0.00	0.00	51.78
computer Programs/Upgrade	0.00	1,738.06	0.00	0.00	0.00	1,738.06
Office Repair/Maintenance	0.00	317.00	0.00	0.00	0.00	317.00
alarm Monitoring Service	0.00	62.40	0.00	0.00	0.00	62.40
Property Taxes	0.00	149.78	0.00	0.00	0.00	149.78
Seminars/Training/Staff	0.00	400.78	0.00	0.00	0.00	400.78
Seminars/Training/Directors	0.00	89.00	0.00	0.00	0.00	89.00
Membership Dues	0.00	2,569.06	0.00	0.00	0.00	2,569.06
Building Maintenance	0.00	3.48	0.00	0.00	0.00	3.48
Total Office Expense	0.00	5,900.72	0.00	0.00	0.00	5,900.72
Payroll Expense Administration						
Wages Zone 3 GM	0.00	11,846.61	0.00	0.00	0.00	11,846.61
Wages Zone 3 Admin	0.00	12,134.48	0.00	0.00	0.00	12,134.48
Insurance-Workers Comp	0.00	1,719.65	0.00	0.00	0.00	1,719.65
Employee Health Benefits	0.00	18,392.79	0.00	0.00	0.00	18,392.79
FICA Expense	0.00	3,233.36	0.00	0.00	0.00	3,233.36
PERS Retirement Benefits Employer Contributions Biweekly Payroll	0.00	4,447.76	0.00	0.00	0.00	4,447.76
Pension Expense UAL Employer	0.00	2,511.00	0.00	0.00	0.00	2,511.00
Employee Life Insurance	0.00	88.83	0.00	0.00	0.00	88.83
Retired Employee Health Benefits	0.00	1,406.08	0.00	0.00	0.00	1,406.08
Total Payroll Expense Administration	0.00	55,780.56	0.00	0.00	0.00	55,780.56
Utilities Expense						
Utilities-PG&E	0.00	284.04	0.00	0.00	0.00	284.04
Utilities-Telephone	0.00	316.60	0.00	0.00	0.00	316.60
Utilities-Disposal	0.00	95.14	0.00	0.00	0.00	95.14
Total Utilities Expense	0.00	695.78	0.00	0.00	0.00	695.78
Sewer Consulting Expense						
Sewer Legal Fees	0.00	74.40	0.00	0.00	0.00	74.40
Sewer Engineer Fees	0.00	430.31	0.00	0.00	0.00	430.31



Castroville Community Services District  
**Profit & Loss by Class**  
 July 1, 2025 through January 30, 2026

	Sewer Fund Zone 1 Zone 2	Sewer Fund Moss Landing Zone 3	Water Fund Castroville Zone 1	Gov Fund Castroville Zone 1	Gov Fund Zone 2	Total
Sewer Accounting Fees	0.00	1,984.59	0.00	0.00	0.00	1,984.59
Sewer Other Consulting Fees	0.00	82.00	0.00	0.00	0.00	82.00
Director Fees	0.00	320.00	0.00	0.00	0.00	320.00
<b>Total Sewer Consulting Expense</b>	<b>0.00</b>	<b>2,891.30</b>	<b>0.00</b>	<b>0.00</b>	<b>0.00</b>	<b>2,891.30</b>
Insurance Expense						
Insurance-Auto & General	0.00	2,998.65	0.00	0.00	0.00	2,998.65
<b>Total Insurance Expense</b>	<b>0.00</b>	<b>2,998.65</b>	<b>0.00</b>	<b>0.00</b>	<b>0.00</b>	<b>2,998.65</b>
Total Zone 3 Administrative Expense	0.00	68,267.01	0.00	0.00	0.00	68,267.01
<b>Total Expense</b>	<b>460,629.70</b>	<b>115,428.31</b>	<b>784,177.45</b>	<b>81,617.02</b>	<b>1,789.17</b>	<b>1,443,641.65</b>
Net Ordinary Income	897,659.01	246,329.56	287,719.45	90,749.67	24,572.96	1,547,030.65
Other Income/Expense						
Other Expense						
Clearing Account	267,500.00	0.00	0.00	-267,500.00	0.00	0.00
<b>Total Other Expense</b>	<b>267,500.00</b>	<b>0.00</b>	<b>0.00</b>	<b>-267,500.00</b>	<b>0.00</b>	<b>0.00</b>
Net Other Income	-267,500.00	0.00	0.00	267,500.00	0.00	0.00
<b>Net Income</b>	<b>630,159.01</b>	<b>246,329.56</b>	<b>287,719.45</b>	<b>358,249.67</b>	<b>24,572.96</b>	<b>1,547,030.65</b>

# Castroville Community Services District

Transaction Detail by Account  
July 1, 2025 through January 30, 2026

Date	Num	Name	Memo	Debit	Credit
<b>Water Projects/Construction In Progress</b>					
08/20/2025	2025-77	Pueblo Water Resources, Inc.	Well 6 Project	18,650.00	
08/25/2025	91020	MNS Engineers, Inc.	Emergency Deep ...	747.50	
09/17/2025	91337	MNS Engineers, Inc.	Emergency Deep ...	351.54	
09/17/2025	2025-87	Pueblo Water Resources, Inc.	Well 6 Project	26,005.00	
10/01/2025	M25-082	Maggiora Bros. Drilling, Inc.	Well #6 Project	591,189.75	
10/01/2025	M25-100	Maggiora Bros. Drilling, Inc.	Well No. 6 Project	634,234.25	
10/15/2025	91447	MNS Engineers, Inc.	Emergency Deep ...	659.14	
10/27/2025	2025-103	Pueblo Water Resources, Inc.	Well #6 Project	25,910.00	
11/24/2025	2025-112	Pueblo Water Resources, Inc.	Well #6 Project	23,832.50	
12/09/2025	91840	MNS Engineers, Inc.	Deep Aquifer Supp...	966.74	
12/09/2025	M25-121	Maggiora Bros. Drilling, Inc.	Well No. 6 Project	114,213.75	
12/19/2025	34215	Pacific Surveys, LLC	Well #6 Project	5,125.05	
12/22/2025	92193	MNS Engineers, Inc.	Emergency Deep ...	747.02	
01/07/2026	M25-146	Maggiora Bros. Drilling, Inc.	Well No. 6	12,753.75	
01/21/2026	2025-126	Pueblo Water Resources, Inc.	Well #6 Project	6,255.00	
<b>Total Water Projects/Construction In Progress</b>				<b>1,461,640.99</b>	<b>0.00</b>
<b>Building &amp; Improvements</b>					
10/15/2025	10-15-25	Pacific Gas & Electric	(1) Tankless, On-...	2,650.00	
10/27/2025	31572	Signature Glass & Windows	District Building Wi...	8,679.60	
01/21/2026	8713	Ross Roofing	Upgrade Small Gar...	8,397.00	
<b>Total Building &amp; Improvements</b>				<b>19,726.60</b>	<b>0.00</b>
<b>Projects, Wells &amp; Pipes</b>					
08/05/2025	225036*01	Don Chapin Company, Inc.	New Water Service...	11,456.55	
09/15/2025	6033416 8/...	Visa-James	Site #2 FP Valve P...	1,061.81	
10/27/2025	25-1435-01	J Johnson & Company, Inc.	Merritt Street Wate...	59,246.00	
12/09/2025	25-1435-02	J Johnson & Company, Inc.	Merrit St Water Ser...	71,956.50	
<b>Total Projects, Wells &amp; Pipes</b>				<b>143,720.86</b>	<b>0.00</b>
<b>Meters</b>					
12/09/2025	IN0004407	HydroPro Solutions West, Inc.	Meter Installed at 1...	1,692.52	
<b>Total Meters</b>				<b>1,692.52</b>	<b>0.00</b>
<b>Trucks/Autos</b>					
08/11/2025	60303416 ...	Visa-James	Chevy 2012 New B...	2,135.84	
08/25/2025	110011	Towne Ford	2025 Ford Truck F...	9,976.25	
08/25/2025	110217	Towne Ford	2025 Ford Truck F...	44,023.75	
08/25/2025	110011	Towne Ford	Ford Truck \$47,02...	3,000.00	
10/15/2025	3416 9/29/25	Visa-James	Tool Box for New F...	1,676.87	
12/09/2025	3416 11/26...	Visa-James	Roof Top Emergen...	1,530.72	
<b>Total Trucks/Autos</b>				<b>62,343.43</b>	<b>0.00</b>
<b>Office Equipment</b>					
08/11/2025	60303416 ...	Visa-James	2 Computer Stations	1,217.98	
12/01/2025	6128673456	Verizon Wireless	Ipad for GM	1,116.53	
<b>Total Office Equipment</b>				<b>2,334.51</b>	<b>0.00</b>
<b>Accumulated Depreciation Water</b>					
07/31/2025	July 25 JE		Monthly Accumulat...		24,191.13
08/29/2025	Aug JE 25		Monthly Depreciati...		24,191.13
09/30/2025	Sept JE 25		Monthly Accumulat...		24,191.17
10/31/2025	Oct JE 25		Monthly Accumulat...		24,191.17
11/28/2025	Nov JE 25		Monthly Accumulat...		24,191.17
12/31/2025	Dec JE 2025		Monthly Accumulat...		24,191.17
01/30/2026	Jan JE 2026		Monthly Accumulat...		24,191.17
<b>Total Accumulated Depreciation Water</b>				<b>0.00</b>	<b>169,338.11</b>
<b>Sewer Projects in Progress</b>					

# Castroville Community Services District

Transaction Detail by Account  
July 1, 2025 through January 30, 2026

Date	Num	Name	Memo	Debit	Credit
09/18/2025	91019	MNS Engineers, Inc.	Washington Sewer...	1,743.40	
10/01/2025	91336	MNS Engineers, Inc.	Washington Sewer...	1,045.36	
10/15/2025	91458	MNS Engineers, Inc.	Washington Sewer...	1,449.00	
12/09/2025	91847	MNS Engineers, Inc.	Washington Sewr ...	310.50	
12/22/2025	92204	MNS Engineers, Inc.	Washington Bypas...	310.50	
<b>Total Sewer Projects in Progress</b>				<b>4,858.76</b>	<b>0.00</b>
<b>Sewer Trucks/Autos</b>					
08/25/2025	110011	Towne Ford	2025 Ford Truck F-...	12,349.17	
08/25/2025	110011	Towne Ford	2025 Ford Truck F-...	12,349.17	
10/15/2025	3416 9/29/25	Visa-James	Tool Box for New F...	1,522.49	
<b>Total Sewer Trucks/Autos</b>				<b>26,220.83</b>	<b>0.00</b>
<b>Sewer Equipment</b>					
08/11/2025	60303416 ...	Visa-James	2 Computer Stations	1,217.98	
<b>Total Sewer Equipment</b>				<b>1,217.98</b>	<b>0.00</b>
<b>Sewer Building &amp; Imp Zone 1 &amp; 2</b>					
10/15/2025	10-15-25	Pacific Gas & Electric	(1) Tankless, On-D...	2,650.00	
10/27/2025	31572	Signature Glass & Windows	District Building Wi...	6,750.80	
10/27/2025	31572	Signature Glass & Windows	District Building Wi...	1,928.80	
01/21/2026	8713	Ross Roofing	Sewer Zone 1 Upgr...	6,531.00	
01/21/2026	8713	Ross Roofing	Sewer Zone 2 Upgr...	1,866.00	
<b>Total Sewer Building &amp; Imp Zone 1 &amp; 2</b>				<b>19,726.60</b>	<b>0.00</b>
<b>Castroville Sewer Lines</b>					
01/20/2026	1-15-27	The Marine Mammal Center	320 linear ft of 6 in...	198,674.91	
<b>Total Castroville Sewer Lines</b>				<b>198,674.91</b>	<b>0.00</b>
<b>Accumulated Depr. Zone 2-Sewer</b>					
07/31/2025	July 25 JE		Monthly Accumulat...		1,818.38
08/29/2025	Aug JE 25		Monthly Depreciati...		1,818.38
09/30/2025	Sept JE 25		Monthly Accumulat...		1,818.42
10/31/2025	Oct JE 25		Monthly Accumulat...		1,818.42
11/28/2025	Nov JE 25		Monthly Accumulat...		1,818.42
12/31/2025	Dec JE 2025		Monthly Accumulat...		1,818.42
01/30/2026	Jan JE 2026		Monthly Accumulat...		1,818.42
<b>Total Accumulated Depr. Zone 2-Sewer</b>				<b>0.00</b>	<b>12,728.86</b>
<b>Accumulated Depreciation Zone 1 Sewer</b>					
07/31/2025	July 25 JE		Monthly Accumulat...		4,518.37
08/29/2025	Aug JE 25		Monthly Depreciati...		4,518.37
09/30/2025	Sept JE 25		Monthly Accumulat...		4,518.33
10/31/2025	Oct JE 25		Monthly Accumulat...		4,518.33
11/28/2025	Nov JE 25		Monthly Accumulat...		4,518.33
12/31/2025	Dec JE 2025		Monthly Accumulat...		4,518.33
01/30/2026	Jan JE 2026		Monthly Accumulat...		4,518.33
<b>Total Accumulated Depreciation Zone 1 Sewer</b>				<b>0.00</b>	<b>31,628.39</b>
<b>Sewer Equipment-Zone 3</b>					
08/25/2025	110011	Towne Ford	2025 Ford Truck F-...	12,349.16	
<b>Total Sewer Equipment-Zone 3</b>				<b>12,349.16</b>	<b>0.00</b>
<b>Sewer Building &amp; Imp Zone 3</b>					
10/27/2025	31572	Signature Glass & Windows	District Building Wi...	1,928.80	
01/21/2026	8713	Ross Roofing	Sewer Zone 3 Upgr...	1,866.00	
<b>Total Sewer Building &amp; Imp Zone 3</b>				<b>3,794.80</b>	<b>0.00</b>

# Castroville Community Services District

Transaction Detail by Account  
July 1, 2025 through January 30, 2026

Date	Num	Name	Memo	Debit	Credit
<b>Accumulated Depreciation Zone 3 Moss Landing</b>					
08/29/2025	Aug JE 25		Monthly Depreciati...		2,605.50
09/30/2025	Sept JE 25		Monthly Accumulat...		2,605.50
10/31/2025	Oct JE 25		Monthly Accumulat...		2,605.50
11/28/2025	Nov JE 25		Monthly Accumulat...		2,605.50
12/31/2025	Dec JE 2025		Monthly Accumulat...		2,605.50
01/30/2026	Jan JE 2026		Monthly Accumulat...		2,605.50
<b>Total Accumulated Depreciation Zone 3 Moss Landing</b>				<b>0.00</b>	<b>15,633.00</b>
<b>Moss Landing Wastewater System Rehabilitaton Project</b>					
08/01/2025	60-520533	California Department of Fish and ...	Fees Returned-Not...		20,803.75
<b>Total Moss Landing Wastewater System Rehabilitaton Project</b>				<b>0.00</b>	<b>20,803.75</b>
<b>Castroville Landmark Sign in Progress</b>					
08/11/2025	1853	Signs By Van	Landmark Sign in ...	55,589.00	
08/20/2025	15387	Pacific Crest Engineering, Inc.	Castroville Landma...	1,441.25	
09/18/2025	90936	MNS Engineers, Inc.	CM for 2025 Castr...	14,946.55	
09/18/2025	15417	Pacific Crest Engineering, Inc.	Castroville Landma...	3,365.06	
10/15/2025	24-000-152...	J Johnson & Company, Inc.	Landmark Sign Pro...	79,192.02	
12/22/2025	91842	MNS Engineers, Inc.	Castroville Overhe...	877.50	
12/22/2025	92195	MNS Engineers, Inc.	Castroville Overhe...	168.75	
<b>Total Castroville Landmark Sign in Progress</b>				<b>155,580.13</b>	<b>0.00</b>
<b>Accumulated Depreciation-Government Zone 1 Castroville</b>					
07/31/2025	July 25 JE		Monthly Accumulat...		108.12
08/29/2025	Aug JE 25		Monthly Depreciati...		108.12
09/30/2025	Sept JE 25		Monthly Accumulat...		108.08
10/31/2025	Oct JE 25		Monthly Accumulat...		108.08
11/28/2025	Nov JE 25		Monthly Accumulat...		108.08
12/31/2025	Dec JE 2025		Monthly Accumulat...		108.08
01/30/2026	Jan JE 2026		Monthly Accumulat...		108.08
<b>Total Accumulated Depreciation-Government Zone 1 Castroville</b>				<b>0.00</b>	<b>756.64</b>
<b>TOTAL</b>				<b>2,113,882.08</b>	<b>250,888.75</b>

**CASTROVILLE COMMUNITY SERVICES DISTRICT  
INTERNAL REPORT**

Receipts, Disbursements, and Bank Balances as of February 27, 2026

Ending balance as of January 30, 2026 \$19,211,570.79

**CHASE BANK, GENERAL FUND - Revenue and Expenses**

Beginning Balance	939,806.41
Water Receipts	95,404.90
Water-Sewer Miscellaneous Receipts	2,348.62
Bank Fees & NSF Cecks	(103.25)
Expenses (Checks Written)	(227,848.98)
Ending Balance for General Fund	<b>809,607.70</b>

**CHASE BANK, CUSTOMER DEPOSIT FUND**

Beginning Balance	70,337.38
New Deposits (opened accounts)	480.00
Deposits Returned or Applied to Accounts	(240.00)
Ending Balance for Customer Deposit Fund	<b>70,577.38</b>

**LAIF FUND- PMIA Average Monthly Effective Yields 3.871%**

Beginning Balance Water Reserve	1,506,422.85
Beginning Balance Water Capital Improvement	71,209.98
Quarterly Interest Earned: January, April, July, & October	0.00
Beginning Balance Sewer (Zone1) Reserve	112,848.00
Beginning Balance Sewer (Zone 1-70% & 2-10%) Capital Improvement	3,850,086.24
Quarterly Interest Earned: January, April, July, & October	0.00
Beginning Balance Governmental (Zone 1)	29,319.06
Quarterly Interest Earned: January, April, July, & October	0.00
Beginning Balance Governmental (Zone 2)	59,197.54
Quarterly Interest Earned: January, April, July, & October	0.00
Beginning Balance Sewer Moss Landing (Zone 3) Capital Imp	897,220.33
Quarterly Interest Earned: January, April, July, & October	0.00
Ending Balance LAIF	<b>6,526,304.00</b>

**CAMP FUND-Current Yield 3.84%**

Beginning Balance Sewer (Zone 1) Capital Improve Account	3,798,642.79
Monthly Interest Earned	11,154.34
Ending Balance Camp Federal Security Account	<b>3,809,797.13</b>

Beginning Balance Sewer (Zone 1) Reserves Account	282,599.39
Monthly Interest Earned	829.83
Ending Balance CAMP Federal Security Account	<b>283,429.22</b>

Beginning Balance Sewer Moss Landing (Zone 3) Capital Improve Account	1,180,198.65
Monthly Interest Earned	3,465.54
Ending Balance Camp Federal Security Account	<b>1,183,664.19</b>

Beginning Balance Governmental (Zone 1)	56,131.74
Monthly Interest Earned	164.83
Ending Balance Camp Federal Security Account	<b>56,296.57</b>

Beginning Balance Governmental (Zone 2)	292,511.35
Monthly Interest Earned	858.93
Ending Balance Camp Federal Security Account	<u>293,370.28</u>
Beginning Balance Water Capital Improvements	3,252,764.41
Monthly Interest Earned	9,551.43
Ending Balance Camp Federal Security Account	<u>3,262,315.84</u>
Total CAMP Consolidated Summary	<u>8,888,873.23</u>

**CalTRUST-INVESTMENT**

Beginning Balance Sewer (Zone 1) Medium-Term Account	2,812,274.67
Income Distribution	8,368.88
Unrealized Gain (Loss)	8,504.85
Ending Balance CalTRUST	<u>2,829,148.40</u>

New Balance as of February 27, 2026

	<b>19,124,510.71</b>
--	----------------------

California State Treasurer  
**Fiona Ma, CPA**



Local Agency Investment Fund  
P.O. Box 942809  
Sacramento, CA 94209-0001  
(916) 653-3001

March 09, 2026

[LAIF Home](#)  
[PMIA Average](#)  
[Monthly Yields](#)

CASTROVILLE COMMUNITY SERVICES DISTRICT

OFFICE MANAGER/SECRETARY TO THE BOARD  
P.O. BOX 1065  
11499 GEIL STREET  
CASTROVILLE, CA 95012

[Tran Type Definitions](#)

**Account Number:** [REDACTED]

February 2026 Statement

**Account Summary**

Total Deposit:	0.00	Beginning Balance:	6,526,304.00
Total Withdrawal:	0.00	Ending Balance:	6,526,304.00



## PMIA/LAIF Performance Report as of 03/04/26



### Quarterly Performance Quarter Ended 12/31/25

LAIF Apportionment Rate <sup>(2)</sup> :	4.20
LAIF Earnings Ratio <sup>(2)</sup> :	0.00011512010685708
LAIF Administrative Cost <sup>(1)*</sup> :	0.27
LAIF Fair Value Factor <sup>(1)</sup> :	1.002181483
PMIA Daily <sup>(1)</sup> :	3.97
PMIA Quarter to Date <sup>(1)</sup> :	4.09
PMIA Average Life <sup>(1)</sup> :	244

### PMIA Average Monthly Effective Yields<sup>(1)</sup>

<b>February</b>	<b>3.871</b>
January	3.931
December	4.025
November	4.096
October	4.150
September	4.212

### Pooled Money Investment Account Monthly Portfolio Composition <sup>(1)</sup> 1/31/26 \$170.9 billion

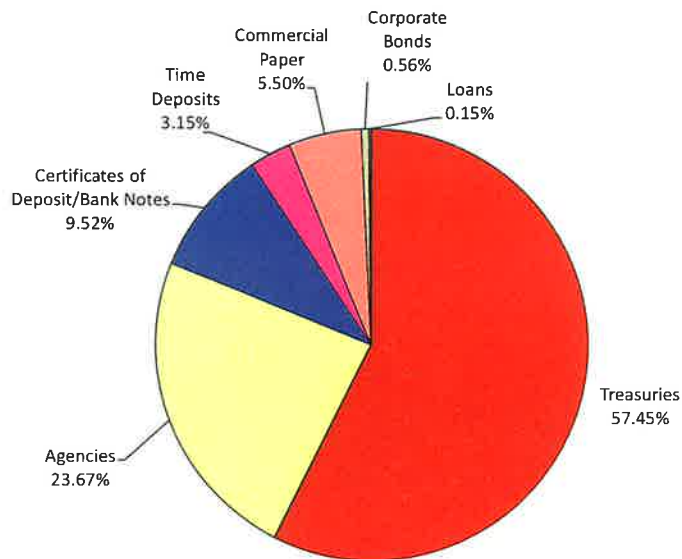


Chart does not include \$882,000.00 in mortgages, which equates to 0.001%. Percentages may not total 100% due to rounding.

Daily rates are now available here. [View PMIA Daily Rates](#)

Notes: The apportionment rate includes interest earned on the CalPERS Supplemental Pension Payment pursuant to Government Code 20825 (c)(1).

\*The percentage of administrative cost equals the total administrative cost divided by the quarterly interest earnings. The law provides that administrative costs are not to exceed 5% of quarterly EARNINGS of the fund. However, if the 13-week Daily Treasury Bill Rate on the last day of the fiscal year is below 1%, then administrative costs shall not exceed 8% of quarterly EARNINGS of the fund for the subsequent fiscal year.

Source:

<sup>(1)</sup> State of California, Office of the Treasurer

<sup>(2)</sup> State of California, Office of the Controller



CALIFORNIA STATE TREASURER  
FIONA MA, CPA



**PMIA Daily Effective Yield**

Date	Daily	Quarter to Date	Average Maturity
03/04/26	3.84	3.90	258
03/03/26	3.84	3.90	259
03/02/26	3.84	3.90	259
03/01/26	3.85	3.90	258
02/28/26	3.85	3.90	258
02/27/26	3.85	3.90	258
02/26/26	3.86	3.91	253
02/25/26	3.86	3.91	243
02/24/26	3.87	3.91	238
02/23/26	3.87	3.91	238
02/22/26	3.87	3.91	241
02/21/26	3.87	3.91	241
02/20/26	3.87	3.91	241
02/19/26	3.87	3.91	242
02/18/26	3.87	3.91	244
02/17/26	3.87	3.91	244
02/16/26	3.88	3.91	246
02/15/26	3.88	3.91	247
02/14/26	3.88	3.92	246
02/13/26	3.88	3.92	247
02/12/26	3.88	3.92	245
02/11/26	3.88	3.92	242
02/10/26	3.88	3.92	243
02/09/26	3.88	3.92	241
02/08/26	3.88	3.92	239
02/07/26	3.88	3.92	240
02/06/26	3.88	3.92	241
02/05/26	3.88	3.92	242
02/04/26	3.89	3.93	243
02/03/26	3.89	3.93	245
02/02/26	3.89	3.93	247
02/01/26	3.90	3.93	244



**Account Statement**  
For the Month Ending February 28, 2026

**Consolidated Summary Statement**

**CASTROVILLE COMMUNITY SERVICES DISTRICT**

**Portfolio Summary**

Portfolio Holdings	Cash Dividends and Income	Closing Market Value	Current Yield
CAMP Pool	26,024.90	8,888,873.23	3.83 %
<b>Total</b>	<b>\$26,024.90</b>	<b>\$8,888,873.23</b>	


**Investment Allocation**

Investment Type	Closing Market Value	Percent
Joint Powers Authority	8,888,873.23	100.00
<b>Total</b>	<b>\$8,888,873.23</b>	<b>100.00%</b>

**Maturity Distribution (Fixed Income Holdings)**

Portfolio Holdings	Closing Market Value	Percent
Under 30 days	8,888,873.23	100.00
31 to 60 days	0.00	0.00
61 to 90 days	0.00	0.00
91 to 180 days	0.00	0.00
181 days to 1 year	0.00	0.00
1 to 2 years	0.00	0.00
2 to 3 years	0.00	0.00
3 to 4 years	0.00	0.00
4 to 5 years	0.00	0.00
Over 5 years	0.00	0.00
<b>Total</b>	<b>\$8,888,873.23</b>	<b>100.00%</b>

**Weighted Average Days to Maturity 1**



Joint Powers Authority  
100.00%



**Account Statement**  
For the Month Ending February 28, 2026

**Consolidated Summary Statement**

**CASTROVILLE COMMUNITY SERVICES DISTRICT**

Account Number	Account Name	Opening Market Value	Purchases / Deposits	Redemptions / Sales/ Maturities	Unsettled Trades	Change in Value	Closing Market Value	Cash Dividends and Income
██████████	SEWER CAPITAL IMPROVEMENTS	3,798,642.79	11,154.34	0.00	0.00	0.00	3,809,797.13	11,154.34
██████████	SEWER RESERVES	282,599.39	829.83	0.00	0.00	0.00	283,429.22	829.83
██████████	Sewer Moss Landing Capital Improvements	1,180,198.65	3,465.54	0.00	0.00	0.00	1,183,664.19	3,465.54
██████████	Zone 1 Governmental	56,131.74	164.83	0.00	0.00	0.00	56,296.57	164.83
██████████	Zone 2 Governmental	292,511.35	858.93	0.00	0.00	0.00	293,370.28	858.93
██████████	Water Capital Improvements	3,252,764.41	9,551.43	0.00	0.00	0.00	3,262,315.84	9,551.43
<b>Total</b>		<b>\$8,862,848.33</b>	<b>\$26,024.90</b>	<b>\$0.00</b>	<b>\$0.00</b>	<b>\$0.00</b>	<b>\$8,888,873.23</b>	<b>\$26,024.90</b>





CalTRUST  
 PO Box 2709  
 Granite Bay, CA 95746  
 www.caltrust.org  
 Email: admin@caltrust.org  
 Fax: 402-963-9094  
 Phone: 833-CALTRUST (225-8787)

## Investment Account Summary

02/01/2026 through 02/28/2026

### SUMMARY OF INVESTMENTS

Fund	Account Number	Total Shares Owned	Net Asset Value per Share on Feb 28 (\$)	Value on Feb 28 (\$)	Average Cost Amount (\$)	Cumulative Change in Value (\$)
<b>CASTROVILLE COMMUNITY SERVICES DISTRICT</b>						
CalTRUST Medium Term Fund	[REDACTED]	284,336.523	9.95	2,829,148.40	2,860,423.19	(31,274.79)
<b>Portfolios Total value as of 02/28/2026</b>				<b>2,829,148.40</b>		

### DETAIL OF TRANSACTION ACTIVITY

Activity Description	Activity Date	Amount (\$)	Amount in Shares	Balance in Shares	Price per Share (\$)	Balance (\$)	Average Cost Amt (\$)	Realized Gain/(Loss) (\$)
		<b>CASTROVILLE COMMUNITY SERVICES DISTRICT</b>						
<b>CalTRUST Medium Term Fund</b>								
Beginning Balance	02/01/2026			283,495.430	9.92	2,812,274.67		
Accrual Income Div Reinvestment	02/27/2026	8,368.88	841.093	284,336.523	9.95	2,829,148.40	0.00	0.00
Change in Value						8,504.85		
Closing Balance as of	Feb 28			284,336.523	9.95	2,829,148.40		

# Castroville Community Services District

## List of Checks for February 2026

Date	Number	Name	Memo	Amount
<b>General Fund Checking</b>				
02/05/2026	3904	All Safe	Quarterly Alarm Monitoring Service	\$ 315.00
02/05/2026	3905	Castroville Tire & Rim	2018 Toyota Tacoma-Tire	\$ 181.19
02/05/2026	3906	Core & Main LP	Parts & Supplies	\$ 323.79
02/05/2026	3907	David Amezcua	Monthly Cellphone Allowance	\$ 60.00
02/05/2026	3908	Ivan F Velazquez Sanchez	Monthly Cellphone Allowance	\$ 60.00
02/05/2026	3909	J. Eric Tynan	Retiree Monthly Health Benefits	\$ 2,173.64
02/05/2026	3910	James Derbin	Monthly Cellphone Allowance	\$ 60.00
02/05/2026	3911	Jonathan Varela	Monthly Cellphone Allowance	\$ 60.00
02/05/2026	3912	Lidia Santos	Monthly Cellphone Allowance	\$ 60.00
02/05/2026	3913	MNS Engineers Inc	Misc.-On-Call Support	\$ 1,132.05
		continued	Deep Aquifer Supply-Tank Project	\$ 351.54
		continued	Washington Sewer Trunk Line Project	\$ 517.50
02/05/2026	3914	Monterey Bay Analytical Services	Weekly Water Testing Fees X 5	\$ 1,231.00
02/05/2026	3915	Moss Landing Chamber of Commerce	Annual Membership Dues	\$ 80.00
02/05/2026	3916	NCRPD	Quarterly Ext Recreational Services	\$ 31,875.00
02/05/2026	3917	Pacific Gas & Electric	Street Lighting Fees Zone 1 & 2	\$ 3,606.95
02/05/2026	3918	Sanctuary Stainless	Repair & Maintenance Station #2	\$ 682.00
			Operators Uniforms & Restroom	
02/05/2026	3919	VESTIS	Services x 4 Weekly	\$ 604.69
02/05/2026	3920	Elan Financial Services	Visa-Derbin: Lunch Meetings	\$ 101.59
		continued	GM Truck Oil Change & Washes	\$ 93.08
02/05/2026	3921	Elan Financial Services	Visa-Santos: 1099 Filing Fees	\$ 16.71
		continued	Monthly Lead Oper Cell & Insurance	\$ 64.45
		continued	Verizon Modem, iPad & Tablet Fee	\$ 108.11
		continued	Lidia-Intuit Monthly Software Sub	\$ 257.50
		continued	Annual Domain & Privacy Fees	\$ 60.40
02/05/2026	3922	Elan Financial Services	Visa-Galvez: CMS-1 Renewal	\$ 114.00
		continued	Parts for Lift Station #2 ML	\$ 370.92
02/05/2026	3923	West Valley Construction	Water Service Lines	\$ 38,091.12
	3924-			
02/05/2026	3930	District Employees'	Bi-Weekly Net Payroll	\$ 18,598.39
02/05/2026	3931	VALIC	Bi-Weekly Deferred Comp	\$ 2,755.00
02/05/2026	1	Electronic Federal Tax Payment	Bi-Weekly Payroll Taxes	\$ 6,978.84
02/05/2026	2	EDD	Bi-Weekly Payroll Taxes	\$ 1,411.70
02/05/2026	3	PERS -Employees' Contribution	Bi-Weekly Retirement Benefits	\$ 2,050.24
02/05/2026	4	PERS-Employer Contribution	Bi-Weekly Retirement Benefits	\$ 2,999.94
02/05/2026	5	CalPERS-Health	Employees Health Benefits	\$ 27,576.06
02/18/2026	3932	ACWA JPIA	Employees Dental, Vision & EAP	\$ 1,309.60
02/18/2026	3933	California Water Service Co	Water Meters at Zone 2 Lift Stations	\$ 69.00
02/18/2026	3934	Castroville Hardware	Parts & Supplies	\$ 1,910.78
02/18/2026	3935	Continental Utility Solutions	Annual Cloud Service-UMS Software	\$ 6,300.00

Date	Number	Name	Memo	Amount
02/18/2026	3936	Core & Main LP	Parts & Supplies	\$ 432.29
02/18/2026	3937	Fechter & Company, CPAs	Audit Fees-State Controller FTR	\$ 2,100.00
02/18/2026	3938	GreatAmerican Financial Svcs	Monthly Lease of Meter & Bill Sorter	\$ 489.26
02/18/2026	3939	Linde Gas & Equipment	Supplies for Well Sites	\$ 838.67
02/18/2026	3940	Norman E Matteoni	Legal Fees for Sewer Easement	\$ 1,860.00
02/18/2026	3941	Monterey One Water	Treatment Fees 7-1-25 to 2-28-26	\$ 272.80
02/18/2026	3942	Pacific Gas & Electric	Steel Garage	\$ 26.78
		continued	Moss Landing Lift Stations Zone 3	\$ 1,576.16
		continued	Zone1 & 2 Lift Stations	\$ 1,931.24
02/18/2026	3943	Principal Life Insurance	Employees Monthly Life Insurance	\$ 126.84
02/18/2026	3944	Progent Corporation	IT Services	\$ 1,584.30
02/18/2026	3945	Sabre Backflow LLC	Calibration of Backflow Equipment	\$ 209.68
02/18/2026	3946	Streamline	Monthly CCSD Website	\$ 366.80
02/18/2026	3947	SWRCB	Annual System Fees	\$ 7,276.20
02/18/2026	3948	The Maynard Group	Monthly Telephone System	\$ 246.78
02/18/2026	3949	Valley Pacific Petroleum Services	Fuel for Trucks & Jetter	\$ 521.25
02/18/2026	3950	VESTIS	Operators Jackets x 2	\$ 341.43
02/18/2026	3951	WM Corporate Service Inc	Monthly Container/Yard Fee	\$ 188.49
	3952-			
02/18/2026	3958	District Employees'		\$ 18,481.67
02/18/2026	3959	VALIC	Bi-Weekly Deferred Comp	\$ 2,755.00
02/18/2026	3960	Glenn Oania	Board Meeting 2-17-2026	\$ 91.05
02/18/2026	3961	Gregory K MacMillan	Board Meeting 2-17-2026	\$ 91.05
02/18/2026	3962	James Cochran	Board Meeting 2-17-2026	\$ 91.05
02/18/2026	3963	Ronald J. Stefani	Board Meeting 2-17-2026	\$ 91.05
02/18/2026	1	Electronic Federal Tax Payment	Bi-Weekly Payroll Taxes	\$ 7,026.08
02/18/2026	2	EDD	Bi-Weekly Payroll Taxes	\$ 1,393.10
02/18/2026	3	PERS -Employees' Contribution	Bi-Weekly Retirement Benefits	\$ 2,050.24
02/18/2026	4	PERS-Employer Contribution	Bi-Weekly Retirement Benefits	\$ 2,999.94
			Annual Contributions less	
02/23/2026	7	CalPERS-CERBT	pay-as-you-go	\$ 17,778.00
<b>Total General Fund-Checking</b>				<b>\$ 227,848.98</b>
Customer Deposit Fund				
02/27/2026	235	Filadelfa Vargas Martinez	Deposit Refund	\$ 38.88
02/27/2026	236	Sergio Bugarin	Deposit Refund	\$ 23.39
02/27/2026	237	CCSD-Closures	February Closures	\$ 177.73
<b>Total Customer Deposit Fund</b>				<b>\$ 240.00</b>

# Calendar for Year 2026 (United States)

<p><b>January</b></p> <table border="1"> <tr><th>Su</th><th>Mo</th><th>Tu</th><th>We</th><th>Th</th><th>Fr</th><th>Sa</th></tr> <tr><td></td><td></td><td></td><td></td><td></td><td>1</td><td>2</td></tr> <tr><td>3</td><td>4</td><td>5</td><td>6</td><td>7</td><td>8</td><td>9</td></tr> <tr><td>10</td><td>11</td><td>12</td><td>13</td><td>14</td><td>15</td><td>16</td></tr> <tr><td>17</td><td>18</td><td>19</td><td>20</td><td>21</td><td>22</td><td>23</td></tr> <tr><td>24</td><td>25</td><td>26</td><td>27</td><td>28</td><td>29</td><td>30</td></tr> <tr><td>31</td><td></td><td></td><td></td><td></td><td></td><td></td></tr> </table> <p>3:○ 10:● 18:● 25:●</p>	Su	Mo	Tu	We	Th	Fr	Sa						1	2	3	4	5	6	7	8	9	10	11	12	13	14	15	16	17	18	19	20	21	22	23	24	25	26	27	28	29	30	31							<p><b>February</b></p> <table border="1"> <tr><th>Su</th><th>Mo</th><th>Tu</th><th>We</th><th>Th</th><th>Fr</th><th>Sa</th></tr> <tr><td>1</td><td>2</td><td>3</td><td>4</td><td>5</td><td>6</td><td>7</td></tr> <tr><td>8</td><td>9</td><td>10</td><td>11</td><td>12</td><td>13</td><td>14</td></tr> <tr><td>15</td><td>16</td><td>17</td><td>18</td><td>19</td><td>20</td><td>21</td></tr> <tr><td>22</td><td>23</td><td>24</td><td>25</td><td>26</td><td>27</td><td>28</td></tr> <tr><td></td><td></td><td></td><td></td><td></td><td></td><td></td></tr> </table> <p>1:○ 9:● 17:● 24:●</p>	Su	Mo	Tu	We	Th	Fr	Sa	1	2	3	4	5	6	7	8	9	10	11	12	13	14	15	16	17	18	19	20	21	22	23	24	25	26	27	28								<p><b>March</b></p> <table border="1"> <tr><th>Su</th><th>Mo</th><th>Tu</th><th>We</th><th>Th</th><th>Fr</th><th>Sa</th></tr> <tr><td>1</td><td>2</td><td>3</td><td>4</td><td>5</td><td>6</td><td>7</td></tr> <tr><td>8</td><td>9</td><td>10</td><td>11</td><td>12</td><td>13</td><td>14</td></tr> <tr><td>15</td><td>16</td><td>17</td><td>18</td><td>19</td><td>20</td><td>21</td></tr> <tr><td>22</td><td>23</td><td>24</td><td>25</td><td>26</td><td>27</td><td>28</td></tr> <tr><td>29</td><td>30</td><td>31</td><td></td><td></td><td></td><td></td></tr> </table> <p>3:○ 11:● 18:● 25:●</p>	Su	Mo	Tu	We	Th	Fr	Sa	1	2	3	4	5	6	7	8	9	10	11	12	13	14	15	16	17	18	19	20	21	22	23	24	25	26	27	28	29	30	31																									
Su	Mo	Tu	We	Th	Fr	Sa																																																																																																																																																						
					1	2																																																																																																																																																						
3	4	5	6	7	8	9																																																																																																																																																						
10	11	12	13	14	15	16																																																																																																																																																						
17	18	19	20	21	22	23																																																																																																																																																						
24	25	26	27	28	29	30																																																																																																																																																						
31																																																																																																																																																												
Su	Mo	Tu	We	Th	Fr	Sa																																																																																																																																																						
1	2	3	4	5	6	7																																																																																																																																																						
8	9	10	11	12	13	14																																																																																																																																																						
15	16	17	18	19	20	21																																																																																																																																																						
22	23	24	25	26	27	28																																																																																																																																																						
Su	Mo	Tu	We	Th	Fr	Sa																																																																																																																																																						
1	2	3	4	5	6	7																																																																																																																																																						
8	9	10	11	12	13	14																																																																																																																																																						
15	16	17	18	19	20	21																																																																																																																																																						
22	23	24	25	26	27	28																																																																																																																																																						
29	30	31																																																																																																																																																										
<p><b>April</b></p> <table border="1"> <tr><th>Su</th><th>Mo</th><th>Tu</th><th>We</th><th>Th</th><th>Fr</th><th>Sa</th></tr> <tr><td></td><td></td><td></td><td></td><td></td><td></td><td></td></tr> <tr><td></td><td></td><td></td><td>1</td><td>2</td><td>3</td><td>4</td></tr> <tr><td>5</td><td>6</td><td>7</td><td>8</td><td>9</td><td>10</td><td>11</td></tr> <tr><td>12</td><td>13</td><td>14</td><td>15</td><td>16</td><td>17</td><td>18</td></tr> <tr><td>19</td><td>20</td><td>21</td><td>22</td><td>23</td><td>24</td><td>25</td></tr> <tr><td>26</td><td>27</td><td>28</td><td>29</td><td>30</td><td></td><td></td></tr> </table> <p>1:○ 10:● 17:● 23:●</p>	Su	Mo	Tu	We	Th	Fr	Sa											1	2	3	4	5	6	7	8	9	10	11	12	13	14	15	16	17	18	19	20	21	22	23	24	25	26	27	28	29	30			<p><b>May</b></p> <table border="1"> <tr><th>Su</th><th>Mo</th><th>Tu</th><th>We</th><th>Th</th><th>Fr</th><th>Sa</th></tr> <tr><td></td><td></td><td></td><td></td><td></td><td></td><td></td></tr> <tr><td></td><td></td><td></td><td></td><td></td><td>1</td><td>2</td></tr> <tr><td>3</td><td>4</td><td>5</td><td>6</td><td>7</td><td>8</td><td>9</td></tr> <tr><td>10</td><td>11</td><td>12</td><td>13</td><td>14</td><td>15</td><td>16</td></tr> <tr><td>17</td><td>18</td><td>19</td><td>20</td><td>21</td><td>22</td><td>23</td></tr> <tr><td>24</td><td>25</td><td>26</td><td>27</td><td>28</td><td>29</td><td>30</td></tr> <tr><td>31</td><td></td><td></td><td></td><td></td><td></td><td></td></tr> </table> <p>1:○ 9:● 16:● 23:● 31:○</p>	Su	Mo	Tu	We	Th	Fr	Sa													1	2	3	4	5	6	7	8	9	10	11	12	13	14	15	16	17	18	19	20	21	22	23	24	25	26	27	28	29	30	31							<p><b>June</b></p> <table border="1"> <tr><th>Su</th><th>Mo</th><th>Tu</th><th>We</th><th>Th</th><th>Fr</th><th>Sa</th></tr> <tr><td></td><td></td><td></td><td></td><td></td><td></td><td></td></tr> <tr><td></td><td>1</td><td>2</td><td>3</td><td>4</td><td>5</td><td>6</td></tr> <tr><td>7</td><td>8</td><td>9</td><td>10</td><td>11</td><td>12</td><td>13</td></tr> <tr><td>14</td><td>15</td><td>16</td><td>17</td><td>18</td><td>19</td><td>20</td></tr> <tr><td>21</td><td>22</td><td>23</td><td>24</td><td>25</td><td>26</td><td>27</td></tr> <tr><td>28</td><td>29</td><td>30</td><td></td><td></td><td></td><td></td></tr> </table> <p>8:● 14:● 21:○ 29:○</p>	Su	Mo	Tu	We	Th	Fr	Sa									1	2	3	4	5	6	7	8	9	10	11	12	13	14	15	16	17	18	19	20	21	22	23	24	25	26	27	28	29	30				
Su	Mo	Tu	We	Th	Fr	Sa																																																																																																																																																						
			1	2	3	4																																																																																																																																																						
5	6	7	8	9	10	11																																																																																																																																																						
12	13	14	15	16	17	18																																																																																																																																																						
19	20	21	22	23	24	25																																																																																																																																																						
26	27	28	29	30																																																																																																																																																								
Su	Mo	Tu	We	Th	Fr	Sa																																																																																																																																																						
					1	2																																																																																																																																																						
3	4	5	6	7	8	9																																																																																																																																																						
10	11	12	13	14	15	16																																																																																																																																																						
17	18	19	20	21	22	23																																																																																																																																																						
24	25	26	27	28	29	30																																																																																																																																																						
31																																																																																																																																																												
Su	Mo	Tu	We	Th	Fr	Sa																																																																																																																																																						
	1	2	3	4	5	6																																																																																																																																																						
7	8	9	10	11	12	13																																																																																																																																																						
14	15	16	17	18	19	20																																																																																																																																																						
21	22	23	24	25	26	27																																																																																																																																																						
28	29	30																																																																																																																																																										
<p><b>July</b></p> <table border="1"> <tr><th>Su</th><th>Mo</th><th>Tu</th><th>We</th><th>Th</th><th>Fr</th><th>Sa</th></tr> <tr><td></td><td></td><td></td><td></td><td></td><td></td><td></td></tr> <tr><td></td><td></td><td></td><td>1</td><td>2</td><td>3</td><td>4</td></tr> <tr><td>5</td><td>6</td><td>7</td><td>8</td><td>9</td><td>10</td><td>11</td></tr> <tr><td>12</td><td>13</td><td>14</td><td>15</td><td>16</td><td>17</td><td>18</td></tr> <tr><td>19</td><td>20</td><td>21</td><td>22</td><td>23</td><td>24</td><td>25</td></tr> <tr><td>26</td><td>27</td><td>28</td><td>29</td><td>30</td><td>31</td><td></td></tr> </table> <p>7:● 14:● 21:○ 29:○</p>	Su	Mo	Tu	We	Th	Fr	Sa											1	2	3	4	5	6	7	8	9	10	11	12	13	14	15	16	17	18	19	20	21	22	23	24	25	26	27	28	29	30	31		<p><b>August</b></p> <table border="1"> <tr><th>Su</th><th>Mo</th><th>Tu</th><th>We</th><th>Th</th><th>Fr</th><th>Sa</th></tr> <tr><td></td><td></td><td></td><td></td><td></td><td></td><td></td></tr> <tr><td></td><td></td><td></td><td></td><td></td><td></td><td>1</td></tr> <tr><td>2</td><td>3</td><td>4</td><td>5</td><td>6</td><td>7</td><td>8</td></tr> <tr><td>9</td><td>10</td><td>11</td><td>12</td><td>13</td><td>14</td><td>15</td></tr> <tr><td>16</td><td>17</td><td>18</td><td>19</td><td>20</td><td>21</td><td>22</td></tr> <tr><td>23</td><td>24</td><td>25</td><td>26</td><td>27</td><td>28</td><td>29</td></tr> <tr><td>30</td><td>31</td><td></td><td></td><td></td><td></td><td></td></tr> </table> <p>5:● 12:● 19:○ 28:○</p>	Su	Mo	Tu	We	Th	Fr	Sa														1	2	3	4	5	6	7	8	9	10	11	12	13	14	15	16	17	18	19	20	21	22	23	24	25	26	27	28	29	30	31						<p><b>September</b></p> <table border="1"> <tr><th>Su</th><th>Mo</th><th>Tu</th><th>We</th><th>Th</th><th>Fr</th><th>Sa</th></tr> <tr><td></td><td></td><td></td><td></td><td></td><td></td><td></td></tr> <tr><td></td><td></td><td>1</td><td>2</td><td>3</td><td>4</td><td>5</td></tr> <tr><td>6</td><td>7</td><td>8</td><td>9</td><td>10</td><td>11</td><td>12</td></tr> <tr><td>13</td><td>14</td><td>15</td><td>16</td><td>17</td><td>18</td><td>19</td></tr> <tr><td>20</td><td>21</td><td>22</td><td>23</td><td>24</td><td>25</td><td>26</td></tr> <tr><td>27</td><td>28</td><td>29</td><td>30</td><td></td><td></td><td></td></tr> </table> <p>4:○ 10:● 18:○ 26:○</p>	Su	Mo	Tu	We	Th	Fr	Sa										1	2	3	4	5	6	7	8	9	10	11	12	13	14	15	16	17	18	19	20	21	22	23	24	25	26	27	28	29	30			
Su	Mo	Tu	We	Th	Fr	Sa																																																																																																																																																						
			1	2	3	4																																																																																																																																																						
5	6	7	8	9	10	11																																																																																																																																																						
12	13	14	15	16	17	18																																																																																																																																																						
19	20	21	22	23	24	25																																																																																																																																																						
26	27	28	29	30	31																																																																																																																																																							
Su	Mo	Tu	We	Th	Fr	Sa																																																																																																																																																						
						1																																																																																																																																																						
2	3	4	5	6	7	8																																																																																																																																																						
9	10	11	12	13	14	15																																																																																																																																																						
16	17	18	19	20	21	22																																																																																																																																																						
23	24	25	26	27	28	29																																																																																																																																																						
30	31																																																																																																																																																											
Su	Mo	Tu	We	Th	Fr	Sa																																																																																																																																																						
		1	2	3	4	5																																																																																																																																																						
6	7	8	9	10	11	12																																																																																																																																																						
13	14	15	16	17	18	19																																																																																																																																																						
20	21	22	23	24	25	26																																																																																																																																																						
27	28	29	30																																																																																																																																																									
<p><b>October</b></p> <table border="1"> <tr><th>Su</th><th>Mo</th><th>Tu</th><th>We</th><th>Th</th><th>Fr</th><th>Sa</th></tr> <tr><td></td><td></td><td></td><td></td><td></td><td></td><td></td></tr> <tr><td></td><td></td><td></td><td></td><td>1</td><td>2</td><td>3</td></tr> <tr><td>4</td><td>5</td><td>6</td><td>7</td><td>8</td><td>9</td><td>10</td></tr> <tr><td>11</td><td>12</td><td>13</td><td>14</td><td>15</td><td>16</td><td>17</td></tr> <tr><td>18</td><td>19</td><td>20</td><td>21</td><td>22</td><td>23</td><td>24</td></tr> <tr><td>25</td><td>26</td><td>27</td><td>28</td><td>29</td><td>30</td><td>31</td></tr> </table> <p>3:○ 10:● 18:○ 26:○</p>	Su	Mo	Tu	We	Th	Fr	Sa												1	2	3	4	5	6	7	8	9	10	11	12	13	14	15	16	17	18	19	20	21	22	23	24	25	26	27	28	29	30	31	<p><b>November</b></p> <table border="1"> <tr><th>Su</th><th>Mo</th><th>Tu</th><th>We</th><th>Th</th><th>Fr</th><th>Sa</th></tr> <tr><td></td><td></td><td></td><td></td><td></td><td></td><td></td></tr> <tr><td>1</td><td>2</td><td>3</td><td>4</td><td>5</td><td>6</td><td>7</td></tr> <tr><td>8</td><td>9</td><td>10</td><td>11</td><td>12</td><td>13</td><td>14</td></tr> <tr><td>15</td><td>16</td><td>17</td><td>18</td><td>19</td><td>20</td><td>21</td></tr> <tr><td>22</td><td>23</td><td>24</td><td>25</td><td>26</td><td>27</td><td>28</td></tr> <tr><td>29</td><td>30</td><td></td><td></td><td></td><td></td><td></td></tr> </table> <p>1:○ 9:● 17:○ 24:○</p>	Su	Mo	Tu	We	Th	Fr	Sa								1	2	3	4	5	6	7	8	9	10	11	12	13	14	15	16	17	18	19	20	21	22	23	24	25	26	27	28	29	30						<p><b>December</b></p> <table border="1"> <tr><th>Su</th><th>Mo</th><th>Tu</th><th>We</th><th>Th</th><th>Fr</th><th>Sa</th></tr> <tr><td></td><td></td><td></td><td></td><td></td><td></td><td></td></tr> <tr><td></td><td></td><td>1</td><td>2</td><td>3</td><td>4</td><td>5</td></tr> <tr><td>6</td><td>7</td><td>8</td><td>9</td><td>10</td><td>11</td><td>12</td></tr> <tr><td>13</td><td>14</td><td>15</td><td>16</td><td>17</td><td>18</td><td>19</td></tr> <tr><td>20</td><td>21</td><td>22</td><td>23</td><td>24</td><td>25</td><td>26</td></tr> <tr><td>27</td><td>28</td><td>29</td><td>30</td><td>31</td><td></td><td></td></tr> </table> <p>1:○ 8:● 17:○ 23:○ 30:●</p>	Su	Mo	Tu	We	Th	Fr	Sa										1	2	3	4	5	6	7	8	9	10	11	12	13	14	15	16	17	18	19	20	21	22	23	24	25	26	27	28	29	30	31									
Su	Mo	Tu	We	Th	Fr	Sa																																																																																																																																																						
				1	2	3																																																																																																																																																						
4	5	6	7	8	9	10																																																																																																																																																						
11	12	13	14	15	16	17																																																																																																																																																						
18	19	20	21	22	23	24																																																																																																																																																						
25	26	27	28	29	30	31																																																																																																																																																						
Su	Mo	Tu	We	Th	Fr	Sa																																																																																																																																																						
1	2	3	4	5	6	7																																																																																																																																																						
8	9	10	11	12	13	14																																																																																																																																																						
15	16	17	18	19	20	21																																																																																																																																																						
22	23	24	25	26	27	28																																																																																																																																																						
29	30																																																																																																																																																											
Su	Mo	Tu	We	Th	Fr	Sa																																																																																																																																																						
		1	2	3	4	5																																																																																																																																																						
6	7	8	9	10	11	12																																																																																																																																																						
13	14	15	16	17	18	19																																																																																																																																																						
20	21	22	23	24	25	26																																																																																																																																																						
27	28	29	30	31																																																																																																																																																								

## Holidays:

- |  |   |                                |
|--|---|--------------------------------|
| <b>Jan 1</b> New Year's Day              | <b>Jun 19</b> Juneteenth                | <b>Oct 12</b> Columbus Day     |
| <b>Jan 19</b> Martin Luther King Jr. Day | <b>Jul 3</b> 'Independence Day' day off | <b>Nov 11</b> Veterans Day     |
| <b>Feb 16</b> President's Day            | <b>Jul 4</b> Independence Day           | <b>Nov 26</b> Thanksgiving Day |
| <b>May 25</b> Memorial Day               | <b>Sep 7</b> Labor Day                  | <b>Dec 25</b> Christmas Day    |