



# CASTROVILLE COMMUNITY SERVICES DISTRICT

P.O. BOX 1065  
OFFICE: 11499 GEIL STREET  
CASTROVILLE, CA 95012  
FAX (831) 633-3103

President – Adriana Melgoza  
Vice President – James R. Cochran  
Director – Glenn Oania  
Director – Ron Stefani  
Director – Cosme Padilla

24-HOUR TELEPHONE: (831) 633-2560

General Manager – Eric Tynan  
Board Secretary – Lidia Santos  
Website: CastrovilleCSD.org

## AGENDA REGULAR MEETING OF THE BOARD OF DIRECTORS TUESDAY, OCTOBER 15, 2019 – 4:30 P.M. DISTRICT BOARD ROOM – 11499 GEIL STREET

*In compliance with the Americans with Disabilities Act, if special assistance is needed to participate in the Board meeting, please contact Lidia Santos, Board Secretary during regular business hours at (831) 633-2560. Notification received 48 hours before the meeting will enable the District to make reasonable accommodations.*

### CALL MEETING TO ORDER

### ROLL CALL

### PLEDGE OF ALLEGIANCE

### ADDITIONS OR CORRECTIONS TO THE AGENDA

**PUBLIC COMMENTS** – (Limited to three minutes per speaker within the jurisdiction of items not on the agenda. Public will have the opportunity to ask questions or make statements as the Board addresses each agenda item.)

### CONSENT CALENDAR:

1. Approve the Draft Minutes of the Regular Board Meeting of September 17, 2019 – motion item

### CORRESPONDENCE:

1. Letter from Special District Risk Management Authority (SDRMA) to Castroville CSD regarding no paid Workers' Compensation Claims in 2018-19.

### INFORMATIONAL ITEMS:

1. Environment & Energy Report – PFAS Legislative Timelines Not Feasible, EPA's Wheeler Says (1)
2. *Monterey Herald* – County steps into Salinas Valley, Marina groundwater dispute
3. *Monterey Herald* – Pure Water Monterey recycled water project delays continue

**AGENDA, Page 2**  
October 15, 2019  
CASTROVILLE COMMUNITY SERVICES DISTRICT

**PRESENTATION:**

1. None.

**NEW BUSINESS:**

1. Approve one-time incentive bonus of \$250 for Operator Orozco along with a \$1 pay increase per hour for certification obtained from CWEA for Collections System Maintenance I and \$1 pay increase per hour effective Thursday, 10<sup>th</sup> of October 2019. – **motion item**

**UNFINISHED BUSINESS:**

1. Update on status of grants for Moss Landing-Sewer Zone 3, Castroville-Sewer Zone 1 and Castroville-Water Zone 1 for system upgrades and improvements –Eric Tynan, General Manager
2. Status of Well #3 and update on renovation of Well #3 by Maggiora Bros Drilling, Inc. – Eric Tynan, General Manager
3. Update on Moss Landing Manhole Replacement Project out to bid – Eric Tynan, General Manager
4. Update on Cal Am's Monterey Peninsula Water Supply Project (desal project) – Eric Tynan, General Manager
5. Progress report on Design for Reservoir No. 4 Fill Modification Project – Eric Tynan, General Manager

**BOARD OF DIRECTORS COMMUNICATION:** When needed, this time is reserved for the Board of Directors to communicate activity, educational classes, and/or Committee reports.

1. Update on Monterey One Water board meeting – Directors Ron Stefani, and James Cochran
2. Update on the Local Groundwater Sustainability Agency (GSA) Formation – Director Ron Stefani
3. Update on other meetings/educational classes attended – Directors

**GENERAL OPERATIONS:**

1. **General Manager's Report** – Compliance Update, Current Projects Update, Seminars Update, Staff Update, Suggestive Projects Discussions
2. **Operation's Report**
  - a) Water – Pumpage & Usage Update, Water Testing Update, Current Installation
  - b) Status Update, Current Contractor Work Update, Maintenance/Repair Update, Customer Service Update, Safety Issues
  - c) Sewer & Storm Drain – Jetting, Current Installation Status Update, Current Contractor Work Update, Maintenance/Repair Update, Customer Service Update, Safety Issues
3. **Customer/Billing Reports** – A/R Update, Water Sales, Water Usage
4. **Financial Reports** – Treasures Report-L.A.I.F., Quarterly Financial Statements\*\*Internal Report\*\* and Administration Update

**AGENDA, Page 3**  
October 15, 2019  
CASTROVILLE COMMUNITY SERVICES DISTRICT

**CHECK REGISTER** – Receive and file the Check Register for the month of September 2019 – motion item

**ITEMS FOR NEXT MONTHS AGENDA: Tuesday, November 19, 2019 at 4:30 p.m.**

**CLOSE:**

Adjournment to the next regular scheduled Board Meeting – motion item

All public records relating to an agenda item on this agenda are available for public inspection at the time the record is distributed to all, or a majority of all, members of the Board. Such records shall be available at the District office located at 11499 Geil Street, Castroville, California.

.....

**Certification of Posting**

I certify that on October 11, 2019, I posted a copy of the foregoing agenda near the regular meeting place of the Board of Directors of the Castroville Community Services District, said time being at least 72 hours in advance of the meeting of the Board of Directors (Government Code Section 54954.2).

Executed at Castroville, California, on October 11, 2019.

\_\_\_\_\_  
Lidia Santos, Board Secretary

THE OFFICIAL MINUTES OF THE REGULAR BOARD MEETING OF  
CASTROVILLE COMMUNITY SERVICES DISTRICT  
September 17, 2019

President Adriana Melgoza called the meeting to order at 4:30 p.m.

**ROLL CALL:**

**Directors Present:** Vice President James Cochran, Director Glenn Oania, Director Ron Stefani, Director Cosme Padilla and President Adriana Melgoza

**Absent:**

**General Manager:** Eric Tynan

**Secretary to the Board:** Lidia Santos

**Staff Present:**

**Guest:** District Legal Counsel Christine Kemp

**PLEDGE OF ALLEGIANCE**

General Manager Eric Tynan led the pledge of allegiance at the request of President Adriana Melgoza.

**ADDITIONS OR CORRECTIONS TO THE AGENDA-** Requires a Motion and 2/3 vote of the Board to add to the below item to the agenda.

**ADD UNDER NEW BUSINESS: (Per District Legal Counsel Christine Kemp)**

Consider for approval the bid received from Monterey Peninsula Engineering (MPE) for Moss Landing Manhole Replacement Project (\$108,000). – motion item

**Background – Basis for Adding Item to Agenda:**

**Pursuant to Government Code section 54954.2(b) (2) – Need to take immediate action, and need for action came to the District's attention after the Agenda was posted:**

The District received 3 bids for the Moss Landing Manhole Replacement Project. At a price of \$182,438 (ECAST Engineering Inc.); \$110,000 (C2 Builders Inc.); and \$108,000 (Monterey Peninsula Engineering) provided the lowest bid for this work. The work to replace the Moss Landing Manholes needs to begin quickly given predicted early rain, and rain which just occurred, in order to avoid doing this work during the rainy weather.

A motion was made by Glenn Oania and seconded by Cosme Padilla to add to this item on the agenda under New Business, consider for approval the Monterey Peninsula Engineering proposal for the Moss Landing Manhole Replacement Project, which was the lowest bid received by the District for \$108,000). The motion carried by the following vote:

AYES:	5	Directors:	Oania, Stefani, Padilla, Cochran and Melgoza
NOES:	0	Directors:	
ABSENT/NOT PARTICIPATING:	0	Directors:	

**PUBLIC COMMENTS**

1. None.

**CONSENT CALENDAR**

1. A motion was made by James Cochran and seconded by Cosme Padilla to approve the minutes of the August 20, 2019 Scheduled Board Meeting. The motion carried by the following vote:

AYES:	5	Directors:	Oania, Stefani, Padilla, Cochran and Melgoza
NOES:	0	Directors:	
ABSENT/NOT PARTICIPATING:	0	Directors:	

*Consent Calendar accepted as presented*

**CORRESPONDENCE:**

1. Letter from Castroville CSD to California Department of Water Resources regarding the City of Marina GSA and Groundwater Sustainability Plan.

*Correspondence Calendar accepted as presented*

**INFORMATIONAL ITEMS:**

1. *Monterey Herald* – State Supreme Court declines to hear desal project challenge
2. *ACWA News* – AB 402 (Quirk) Fails to Advance Out of Senate
3. *Monterey Herald* – Salinas Valley Basin draft plan proposes millions in projects, management actions

*Informational items accepted as presented*

**PRESENTATIONS:**

1. None.

**NEW BUSINESS:**

1. Resolution No. 19-6, Appointment of Primary and Alternate Position for Small Water/DAC on the Salinas Valley Ground Water Basin-GSA to be made by the Castroville CSD Board of Directors – After some discussion, a motion is made by Ron Stefani and seconded by Cosme Padilla to approve Resolution No. 19-6, Appointment of Primary and Alternate Position for Small Water/DAC on the Salinas Valley Ground Water Basin-GSA to be made by the Castroville CSD Board of Directors. The motion carried by the following vote:

AYES:	5	Directors:	Oania, Stefani, Padilla, Cochran and Melgoza
NOES:	0	Directors:	
ABSENT/NOT PARTICIPATING:	0	Directors:	

2. Consider for approval MNS Engineers, Inc. proposal for Professional Engineering Services, Design for Reservoir No. 4 Fill Modification Project (\$29,293) – General Manager Eric Tynan informed the Board that Castroville CSD had been acquiring MNS Engineers, Inc. services for the past several years and recommended the Board consider approving the proposal submitted by MNS Engineers, Inc. After some discussion, a motion is made by Ron Stefani and seconded by Glenn Oania to approve MNS Engineers, Inc. proposal for Professional Engineering Services, Design for Reservoir No. 4 Fill Modification Project (\$29,293). The motion carried by the following vote:

AYES:	5	Directors:	Oania, Stefani, Padilla, Cochran and Melgoza
NOES:	0	Directors:	
ABSENT/NOT PARTICIPATING:	0	Directors:	

Minutes of the Castroville Community Services District  
September 17, 2019 Regular Board Meeting  
Page 3

3. Consider for approval the Monterey Peninsula Engineering proposal for the Moss Landing Manhole Replacement Project, which proposal was the lowest bid received by the District for this work (\$108,000) – After some discussion, a motion is made by Ron Stefani and seconded by Glen Oania to approve the MPE proposal for the Moss Landing Manhole Replacement Project, which proposal was the lowest bid received by the District for this work (\$108,000). The motion carried by the following vote:

AYES:	5	Directors:	Oania, Stefani, Padilla, Cochran and Melgoza
NOES:	0	Directors:	
ABSENT/NOT			
PARTICIPATING:	0	Directors:	

**UNFINISHED BUSINESS:**

1. Update on status of grants for Moss Landing-Sewer Zone 3, Castroville-Sewer Zone 1 and Castroville-Water Zone 1 for system upgrades and improvements - General Manager Eric Tynan let the Board know that on page 26 you can view a timeline for the status of the grant application. This grant is only for the planning phase and Castroville CSD will also need to apply for a grant for the construction phase for Prop 1A funding. It can take 3-9 months for the Executed Grant Agreement (planning phase) sometime between June 2020 and January 2021 Current funding efforts: Moss Landing sewer system improvements, Castroville emergency well replacement, Castroville water supply improvements and Castroville wastewater improvements.
2. Status of Well #3 and update on renovation of Well #3 by Maggiora Bros Drilling, Inc. – General Manager Eric Tynan informed the Board that the pump is currently out of Well #3. Steps to follow by contractor: (Work Plan can be viewed on pages 27-28 of this board packet);  
1. Install 610 feet of 4-5 inch pipe. Provide airline to 200 feet. Air lift clean the interval between 510 and 610 feet. Assume 4 hours of air-lifting. Discharge will be contained and then directed to drainage ditch. 2. Remove air-lift tools, install 75 HP pump provided District to 588 (21 joints). Provide power, valve and meter for pump. Pump well to waste as directed. Assume 4 hours of pumping. Discharge will be directed to drainage ditch. 3. Remove pump.
3. Update on Moss Landing Manhole Replacement Project out to bid – General Manager Eric Tynan reported to the Board that MNS Engineers had put the project out to bid in the Monterey County Weekly and the bid opening had occurred on Wednesday, September 11, 2019 at 2:00 p.m. in the District board room. Present at the bid opening with Eric Tynan General Manager were Directors Ron Stefani and James Cochran and Drew Lander, PE with MNS Engineers. As mentioned, 3 bids were received with Monterey Peninsula Engineering being the lowest bidder at \$108,000; therefore they were awarded the Moss Landing Manhole Replacement Project by the Board of Directors at this meeting today.
4. Update on Cal Am's Monterey Peninsula Water Supply Project (MPWSP) – General Manager Eric Tynan reported to the Board as mentioned at last month's board meeting that Cal Am is arguing with Marina regarding its GSA area at the CEMIX site that is the proposed site for Monterey Peninsula Water Supply project (MPWSP). District Legal Counsel Christine Kemp also reminded the Board that the appeal before the Coastal Commission regarding the MPWSP will be heard in September or no later than November of this year. In addition Marina Coast Water District also filed an injunction against the County of Monterey, Monterey County Board of Supervisors with the Superior Court of the State of California regarding the permits issued for the desal pipe and plan to Cal Am. In regards to this injunction, Declaration of J. Eric Tynan in Support of Real Party in Interest California-American Water Company's Opposition to Petitioner Marina Coast Water District's Request for Stay and Motion for Preliminary Injunction was submitted to the court.

Minutes of the Castroville Community Services District  
September 17, 2019 Regular Board Meeting  
Page 4

5. Review Government Code and Castroville CSD policy regarding Special District Board Members compensation for board meetings – General Manager Eric Tynan let the Board know as per their request the Government Code for Community Services District and Castroville CSD policy regarding Special District Board Members compensation for board meeting can be viewed on pages 29-33. CCSD policy, Board of Directors shall receive compensation for his/her services at a rate of \$100 per Board meeting, not to exceed (3) three per month for its directors. The maximum allowed by Government Code for Community Services District is \$100 per Board meeting, not to exceed (6) per month for its directors. It is most likely Castroville CSD would not exceed (3) three meetings per month, therefore at this time the CCSD policy stands.

**BOARD OF DIRECTORS COMMUNICATION:** When needed, this time is reserved for the Board of Directors to communicate activity, educational classes, and/or Committee reports.

1. Update on Monterey One Water board meeting – Director Ron Stefani announced that the ribbon cutting and celebration for the unveiling of Monterey County's new water resource and the first full-scale potable reuse project in Northern California is scheduled for October 4, 2019. This will be the grand opening of the Pure Water Monterey project. However, the project is not ready yet and the contractor has been paying a daily penalty fee for each day it is late. It appears that the project will not be complete until late November 2019 but the ribbon cutting an celebration is still scheduled for October 4, 2019.
2. Update on the Salinas Valley Basin Groundwater Sustainability Agency (SVBGSA) – Director Ron Stefani stated that Marina formed its own GSA on the 400 acres that is the site for the proposed MPWSP. This has created an overlap, which has resulted in a conflict with the Salinas Valley Basin Groundwater Sustainability Agency. The SVBGSA postponed making a decision regarding this conflict Marina has created. As mentioned before, the SVBGSA plan needs to be all out in draft form by November 2019 and accepted by the State in January 2020.
3. Update on meetings or educational classes attended by the Directors – Director Cosme Padilla reported to the Board that he had attended the Neighborhood Watch meeting and Caltrans did a presentation at this meeting on projects slated for Monterey County. He will also be attending a meeting for the Monterey County Unified School District regarding parcels located by Lagunitas School District.

## GENERAL OPERATIONS

1. General Manager's Report – Compliance update, current projects update, meetings/seminars update, staff update, suggestive projects discussions
2. Operation's Report
  - a) Water – Pumpage & Usage Update, Water Testing Update, Current Installation
  - b) Water -Status Update, Current Contractor Work Update, Maintenance/Repair Update, Customer Service Update, Safety Issue
  - c) Sewer & Storm Drain – Jetting, Current Installation Status Update, Current Contractor Work Update, Maintenance/Repair Update, Customer Service Update, Safety Issues
3. Customer /Billing Reports – Water Sales, Water Usage, A/R Update, Customer Service Update
4. Financial Reports – Treasures L.A.I.F. Report, Internal Report, Administration Update

*General Operations Reports were accepted as presented*

Minutes of the Castroville Community Services District  
September 17, 2019 Regular Board Meeting  
Page 5

**CHECK LIST** – August 2019. A motion was made by Glenn Oania and seconded by James Cochran to pay all bills presented .The motion carried by the following vote:

AYES:	5	Directors:	Oania, Stefani, Padilla, Cochran and Melgoza
NOES:	0	Directors:	
ABSENT/NOT			
PARTICIPATING:	0	Directors:	

There being no further business, a motion was made by Glenn Oania and seconded by James Cochran to adjourn to the next scheduled Board meeting; the motion carried by the following vote:

AYES:	5	Directors:	Oania, Stefani, Padilla, Cochran and Melgoza
NOES:	0	Directors:	
ABSENT/NOT			
PARTICIPATING:	0	Directors:	

The meeting adjourned at 5:13 p.m. until the next scheduled meeting

Respectfully submitted by,

Approved by,

---

Lidia Santos  
Secretary to the Board

---

Adriana Melgoza  
President



September 20, 2019

Mr. Ron Stefani  
Board Member  
Castroville Community Services District  
Post Office Box 1065  
Castroville, California 95012-1065

**Re: No Paid Workers' Compensation Claims in 2018-19**

Dear Mr. Stefani:

This letter is to formally acknowledge the dedicated efforts of the Castroville Community Services District's Governing Body, management and staff towards proactive loss prevention and workplace safety. Your agency's efforts have resulted in no "paid" workers' compensation claims for program year 2018-19. A "paid" claim for the purposes of this recognition represents the first payment on an open claim during the prior program year. This is a great accomplishment!

It is through the efforts of members such as Castroville Community Services District that SDRMA has been able to continue providing affordable workers' compensation coverage to over 440 public agencies throughout California. In fact, 280 members, or 64%, in the workers' compensation program had no "paid" claims in program year 2018-19.

In addition to this annual recognition, members with no "paid" claims during 2018-19 earned two credit incentive points (CIPs) thereby reducing their annual contribution amount. Also, members without claims receive a lower "experience modification factor" (EMOD), which also reduces their annual contribution amount.

As SDRMA is dedicated to serving its members and preventing claims, we would appreciate your agency taking a moment and sharing with us what made your District successful in preventing work-related injuries. Our goal is to incorporate your successful ideas and suggestions into our loss prevention programs to benefit all members of SDRMA. Please forward any ideas or suggestions to Dennis Timoney, SDRMA Chief Risk Officer, at [dtimoney@sdrma.org](mailto:dtimoney@sdrma.org).

On behalf of the SDRMA Board of Directors and staff, it is my privilege to congratulate the Governing Body, management, and staff for their commitment to proactive loss prevention and safety in the workplace.

Sincerely,  
Special District Risk Management Authority



Mike Scheafer, President  
Board of Directors

## Environment & Energy Report

EPA Administrator Andrew Wheeler on Sept. 19, 2019, outside the White House.

Photographer: Stefani Reynolds/Bloomberg via Getty Images

# PFAS Legislative Timelines Not Feasible, EPA's Wheeler Says (1)

Sept. 26, 2019, 9:11 AM; Updated: Sept. 26, 2019, 1:39 PM

- More scientific study needed to understand how to clean up different PFAS compounds, Wheeler says
- "We do not yet have adequate scientific data," to declare all PFAS hazardous, he says

Legislation that would require the EPA to designate all PFAS as hazardous substances within one year isn't feasible, Environmental Protection Agency Administrator Andrew Wheeler said Sept. 26.

Wheeler referred to [H.R. 535](#), introduced by Rep. Debbie Dingell (D-Mich.) in January. The provision to designate all PFAS as hazardous is now included in the House's National Defense Authorization Act ([H.R. 2500](#)).

The CERCLA, or Comprehensive Environmental Response, Compensation, and Liability Act, provision has been backed twice by the House and is supported by 53 Senators, said Michal Freedhoff, minority oversight director for the Senate Committee on Environment and Public Works. She and Wheeler were among the speakers at a policy symposium on per- and polyfluoralkyl substances (PFAS) hosted by K&L Gates LLP.

That one-year requirement would bypass the agency's existing rules for determining what is hazardous, Wheeler said.

It also would designate thousands of chemicals, "for which we do not yet have adequate scientific data," as hazardous, and it would lump into that classification newer PFAS chemicals that previous administrations reviewed and found to not pose an unreasonable risk, Wheeler said.

## One Size Doesn't Fit All, Wheeler Says

"We do not have the data necessary to evaluate the cleanups that would be required by this bill," which would put a label ahead of the science and be nearly impossible to implement, said Wheeler.

He discussed a variety of legislative policies being sought to regulate per- and polyfluoroalkyl substances, or PFAS, a category of chemicals that may include

several hundred or thousands of chemicals depending on how the category is defined.

Wheeler said EPA estimates there are 602 PFAS in commerce, and another 1,200 have been in commerce historically. The Organization for Economic Cooperation and Development estimates there are about 4,700 PFAS.

"You cannot use the same cleanup technology for all compounds," Wheeler said. Different PFAS require different filters and other cleanup methods, he said.

The science to understand what technologies could work for different compounds won't be available in one year, Wheeler said.

## Cost, Other Implications

Wheeler spoke shortly before the House Energy and Commerce Committee's Subcommittee on Environment and Climate Change began to mark up 13 bills related to PFAS.

Some of those bills would require the EPA to manage all per- and polyfluoroalkyl substances as a single compound. Yet the regulatory compliance, market impact, and costs of doing that hasn't been considered, said symposium panelists representing the American Water Works Association, American Chemistry Council, and the U.S. Chamber of Commerce.

Even bills that distinguish among the many chemicals, such as the PFAS Release Disclosure Act ([S.1507](#)) introduced by Sen. Shelly Moore Capito (R-W.Va.), could have enormous costs for drinking water utilities and the communities that pay water bills, said G. Tracy Mehan III, executive director of government affairs for the Water Works Association.

S. 1507 would require drinking water and other controls for some of PFAS.

A rough estimate of the capital costs required for regulatory options under that bill range from \$3 billion to \$38 billion, the association told the Congressional Budget Office last month. Recurring operation and maintenance costs of \$150 million to \$1.3 billion could also be incurred, the letter said.

Waivers EPA could offer utilities that do not detect PFAS for yet-to-be-determined timeframes might be a way to reduce those costs, said Deirdre White, project manager for the Association of State Drinking Water Administrators. That organization will not weigh in on whether EPA should set a maximum contaminant level for some or all PFAS, but it will discuss ramifications of different regulatory options, she said.

Challenges PFAS bills present are actively under discussion on Capitol Hill, Freedhoff said.

## No Plans to Require Industry Data

Meanwhile, there are simple actions the EPA could take to obtain scientific information it needs for whatever decisions it currently faces, she told Bloomberg Environment.

For example, EPA has the authority to require chemical manufacturers to provide existing health, safety, and exposure information about new and old PFAS compounds, but it has not, Freedhoff said.

"It's important to engage industry," White, from the state drinking waters association, told the audience. "They have a lot of health effects research would be useful."

Many industry groups belonging to the U.S. Chamber of Commerce have in-house scientists, said Jake Tyner, associate policy council with the chamber's Global Energy Institute. To the extent they could provide available data, that might help, he said.

The EPA has gotten PFAS data voluntarily from industry, Wheeler said. It has no plans to issue rules requiring existing data to be submitted, nor has it been told it needs such data, he told reporters.

To contact the reporter on this story: Pat Rizzuto in Washington

# County steps into Salinas Valley, Marina groundwater dispute

Cal Am is ramping up its desal project test well operation on the Cemex site in Marina. (Monterey Herald archive)

By [JIM JOHNSON](mailto:jjohnson@montereyherald.com) | [jjohnson@montereyherald.com](mailto:jjohnson@montereyherald.com) | Monterey Herald

PUBLISHED: September 24, 2019 at 3:47 pm | UPDATED: September 24, 2019 at 3:47 pm

**SALINAS** — The county is considering a move aimed at resolving a dispute between the Salinas Valley and the city of Marina over control of the Cemex sand mining plant site potentially threatening local groundwater management efforts.

On Tuesday, County Administrative Officer Charles McKee announced a formal referral from Board of Supervisors chairman John Phillips that requests the county consider declaring itself as the groundwater sustainability agency over any disputed areas of the Salinas Valley basin's 180/400-foot subbasin. That would include the 450-acre Cemex site where California American Water is planning to drill its desalination project intake wells.

That means if ongoing talks between officials with the Salinas Valley and Marina city groundwater sustainability agencies fail to reach an agreement, the county could step in to avoid a management overlap on the Cemex site which is within Marina city limits but has been claimed by both Salinas Valley and Marina city agencies. Such an overlap, according to the referral, could result in the state Department of Water Resources rejecting local basin groundwater management plans and declaring the basin unmanaged or probationary, which would leave the state in control of the entire basin.

Salinas Valley agency General Manager Gary Peterson said state water resources officials have told him that failure to resolve the dispute over the Cemex site would result in the state declining to accept any required groundwater sustainability plans for the Salinas Valley basin until there's a resolution.

State law dictates that a county can declare itself a groundwater sustainability agency over any disputed areas.

Phillips said he requested the county get involved in the dispute to ensure the Cemex site is "fairly administered," arguing that Marina city officials have engaged in a systematic effort to oppose the Cal Am desal project in court and before regulatory agencies. He also noted Marina city officials requested groundwater sustainability status nearly a year after the June 2017 deadline for doing so.

Peterson said that talks aimed at resolving the dispute are still underway, including a planned session with Marina Mayor Bruce Delgado Wednesday.

While the Salinas Valley agency board agreed earlier this month to continue talks with Marina city representatives, Cal Am officials have called for the county to prepare for declaring itself as the groundwater sustainability agency for the disputed Cemex site.

Delgado did not respond to a request for comment from The Herald Tuesday, but city officials have made it clear that they believe the Cal Am desal project and the intake wells represent a threat to their groundwater supply.

The Salinas Valley agency has been working on its draft groundwater sustainability plan, which is under public review and slated for final adoption in December or January ahead of the Jan. 31 state deadline for submittal.

# Pure Water Monterey recycled water project delays continue

September 13, 2019 at 3:08 pm

Completion and operation of the much-anticipated Pure Water Monterey recycled water project have been delayed again and it is now expected to miss another key water delivery deadline set for the end of this year.

But an accelerated proposed timeline envisions California American Water starting to extract water banked in the Seaside basin from the recycled water project by February or March, before the current six-month waiting period.

Monterey One Water general manager Paul Sciuto said he and his project management team are in ongoing discussions with Pure Water Monterey project contractor Anderson Pacific Engineering Co. on a "recovery" schedule for construction and operation of the advanced wastewater purification facility, or recycled water treatment plant, which was supposed to produce water by July 1 under a water purchase agreement with Cal Am but still has not done so. Despite the talks, Sciuto said there still is no set schedule for project completion and delivery of the first recycled water to the Seaside basin, or ultimately extraction by Cal Am for use on the Monterey Peninsula.

A schedule presented to Monterey One Water officials last month suggested a key water quality test could be completed by the end of this month, with operation to commence in early October.

"There is no acceptance schedule now, that's not going to happen," Sciuto said, noting the complexity of the \$126 million project with nearly 950 separate elements, and the challenges involving finalization of intricate recycled water treatment systems including programming and integration. "This isn't building a spec home. This is something completely different."

The project is designed to produce up to 3,500 acre-feet of recycled water per year using advanced water treatment processes to convert a number of wastewater sources, including Monterey Peninsula sewer water and contaminated Salinas Valley agricultural wash water and run-off, into drinking water. It will also produce additional recycled water for other uses, as well as additional irrigation water. The project represents the first time ag water has been recycled for potable uses.

Sciuto said a tentative project schedule assumes the project, including the treatment plant, will be operational by mid-November, after a required 14-day water quality test, and water delivery for injection into the Seaside basin could

begin then. A 30-day treatment plant acceptance test into December with final completion to follow.

That would mean the project wouldn't be operational in time for a planned Oct. 4 ribbon-cutting ceremony at the treatment plant for state and local elected and appointed officials and others who contributed to the project. The event, which includes treatment plant tours, is not open to the public and Sciuto said a series of public open houses will be conducted after project completion, probably sometime early next year.

Since the project must produce 1,000 acre-feet of water for a basin reserve before Cal Am can start extracting additional water from the Seaside basin, it is expected to take three months — into February or March — for any water to be available for Peninsula customers.

That means the project would be in default on its contractual requirement to produce water for extraction by Jan. 1, the second such default following the failure to deliver product water by July 1. Sciuto said he informed Cal Am officials about the anticipated breach and expects the company to send another letter noting the default and preserving its rights to cancel the project's water purchase agreement.

At the same time, Sciuto said he expects Cal Am to be able to start pumping water from the basin immediately after the reserve amount is banked, allowing the private water company to reduce its pumping from the Carmel River by an equal amount. He said the original timeline's six-month delay between injection and extraction for use would no longer be relevant because the project will be operating outside the contractual schedule. While the state requires a six-month waiting period between injection and extraction for indirect potable reuse water projects, Sciuto said Monterey One Water has told the state its modeling shows it will take nearly a year for the Pure Water Monterey recycled water to get from the injection point to the extraction point.

Cal Am spokeswoman Catherine Stedman said company President Rich Svindland met with Sciuto earlier this week and generally agreed with the proposed timeline, including skipping the six-month waiting period.

"(Svindland) said that we're working with (Monterey One Water) and looking forward to being able to deliver water from the project," Stedman said.

Combined with Cal Am's proposed desalination project, and other water supplies, the Pure Water Monterey project is expected to help provide a new water supply for the Peninsula to offset a state-ordered cutback in pumping from the Carmel River due to take full effect by Dec. 31, 2021, as well as a required reduction in pumping from the Seaside basin.



Asked if the Pure Water Monterey project delays should raise concerns about potential similar delays for a project expansion, which backers have promised could be in place by the river cutback deadline if the Cal Am desal project falters, Sciuto agreed the expansion proposal is facing a tight timeline, but said merely expanding the plant's capacity once it's completed and operating should be simpler.

Meanwhile, the Monterey Peninsula Water Management District board on Monday is set to consider a water demand report that suggests the Pure Water Monterey project and the proposed 2,250-acre-foot expansion, along with other water supplies, could meet the Peninsula's water demand including development and economic rebound through 2043 even without the Cal Am desal project because Peninsula water use has decreased and future demand could be less than anticipated. Cal Am's desal plant in conjunction with the original Pure Water Monterey project and other water supplies would provide about 15,700 acre-feet of water per year, about 4,000 acre-feet per year more than the Pure Water Monterey and expansion proposal with other supplies. The former would also cost Peninsula customers about \$2,000 more per acre-foot than the latter.

The district board is set to meet at 7 p.m. at district headquarters, 5 Harris Court in Ryan Ranch, Monterey.

# CALIFORNIA WATER ENVIRONMENT ASSOCIATION

*Certification of Competence*

**THIS IS TO CERTIFY THAT**

**Eudoxio Orozco Jr**

**HAVING SUBMITTED ACCEPTABLE EVIDENCE OF QUALIFICATIONS  
BY EDUCATION, TRAINING AND EXPERIENCE IS HEREBY  
GRANTED THIS CERTIFICATION OF COMPETENCY IN**

**Collection System Maintenance  
Grade 1**

**Expires: 10/31/2020**



**Kevin Calderwood, President  
California Water Environment Association**

**Certificate Number 1308219610**



**Gilbert G. Barela, Chair  
Technical Certification Program**





# CASTROVILLE COMMUNITY SERVICES DISTRICT

## GENERAL MANAGER'S REPORT

OCTOBER 15, 2019

### ❖ Regulatory Compliance

- ❑ Last SWRCB-DDW inspection of water system and permit July 2017
- ❑ No coliform violations (all routine samples negative) for September 2019
- ❑ Quarterly sampling of Well #3 due to it exceeding secondary standards- for Iron, Turbidity, Spec. Cond. and Chloride- out of service 3/2019
- ❑ Completed and submitted 2018 CCR to SWRCB-DDW
- ❑ Submitted water reports to 9 large Water system customers 10/10/19
- ❑ Regulatory documentation for Castroville Zone 1 sewer jetting activities
- ❑ Submitted No-spill report to State documenting Castroville, Moro Cojo and Moss Landing systems had no sewer spills for August 2019 on 10/1/2019
- ❑ Regulatory documentation for MLCSD – Zone 1 & 2 sewer jetting activities
- ❑ Regulatory documentation for CCSD – Zone 3 sewer jetting activities

### ❖ Current Projects

- ❑ Request bids to re-light Castroville overhead sign
- ❑ Approved Sign-by-Van to install new signs over existing ones on Marritt
- ❑ Install lock-down manholes on Castroville Blvd (1 of 3)
- ❑ Replace rings and cones on 7 Moss Landing Manholes
- ❑ Continue working with MC-IRWMP for \$395,00 Prop 1 funding
- ❑ Upgrade Moss Landing Motor control center in front of Phils
- ❑ Upgrading SCADA system for Water and Sewer
- ❑ Design and secure funding for Desal pipeline to MPWSP
- ❑ Prepare grant scope of work for Castroville sewer for 2.9 million dollars
- ❑ Finalize grant proposal with DWR for Moss Landing sewer
- ❑ Finalize draft 2020-2024 Capital Improvement Plan
- ❑ Consider costs for Castroville Oaks project for street & sewer service
- ❑ Grant proposal from DWR for Castroville water for 2.8 million dollars
- ❑ Moss Landing Operations, see report in Board packet
- ❑ Moro Cojo Operations, see report in Board packet
- ❑ Castroville Operations, see report in Board packet

### ❖ **Completed Projects**

- ❑ 87% of backflow devices tested in District
- ❑ Finalized purchase of site for future Well #6
- ❑ Approved Replacement of rings and cones on 7 Moss Landing Manholes
- ❑ Reinstalled Well #3
- ❑ Submitted annual extraction report to MCWRA for 2019
- ❑ Submitted annual extraction report to SWRCB-DDW for 2019-certified
- ❑ 90% of Fire valve covers lids in Castroville painted yellow
- ❑ Replaced 10 meter registers in September
- ❑ Repaired/replaced 1 service lateral

### ❖ **Upcoming Projects**

- ❑ Consideration next step for Well#3 and High Chloride levels
- ❑ Tie-in to MPWSP Desal water line
- ❑ Pig Force main under Elkhorn bridge on Hwy one
- ❑ RCAC to assist in applying for Prop 1 funding for T/A study for future water systems improvements such as a new 600,000-gallon storage tank, hydraulic study and ability to fill tank 4 from distribution system
- ❑ Design & funding for Washington Sewer Bypass line
- ❑ Install "No dump- spills to Bay" medallions at all storm drain inlets

### ❖ **Meetings/Seminars (attended)**

- ❑ Meeting at TAMC re: Easements for desal pipeline
- ❑ Meeting of the Executive Board of the SVGWB GSA -Ron & Eric
- ❑ Monterey One Water Board meeting – Ron
- ❑ IRWMP in Salinas
- ❑ Meeting with DWR re: grant application for new tank & well
- ❑ MBWWA Board meeting & Staff Training Sept 12 in Castroville
- ❑ Meeting of the permanent Board of the SVGWB GSA -Ron- Eric
- ❑ MBWWA Board meeting
- ❑ Moss Landing Chamber
- ❑ ACWA-JPIA Risk Assessment inspection

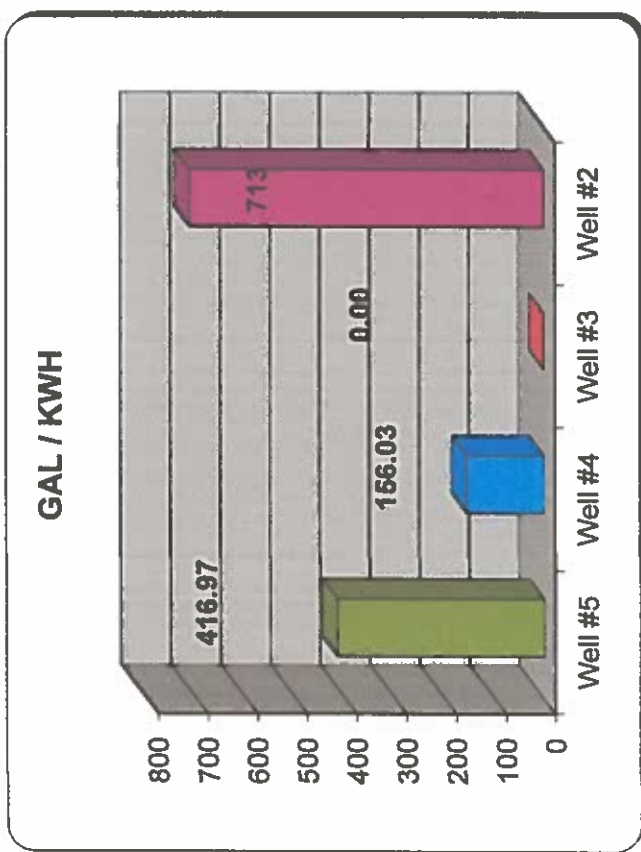
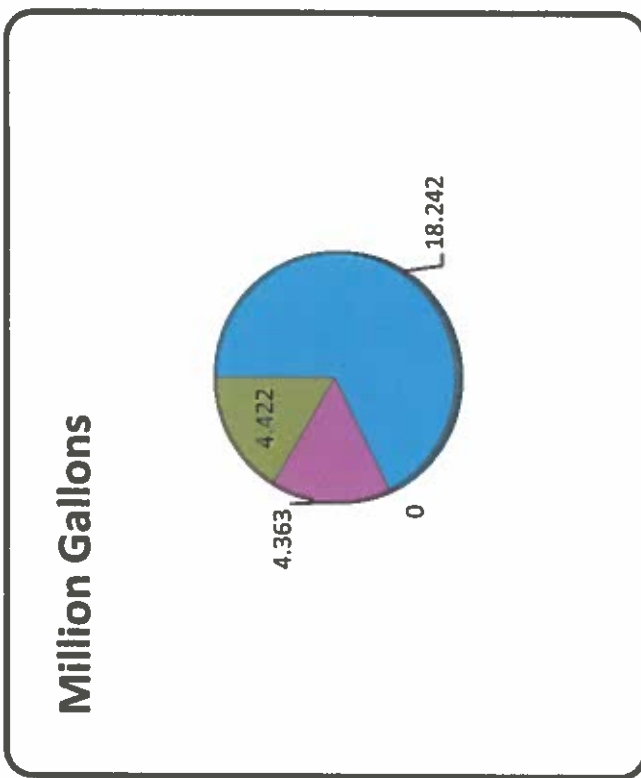
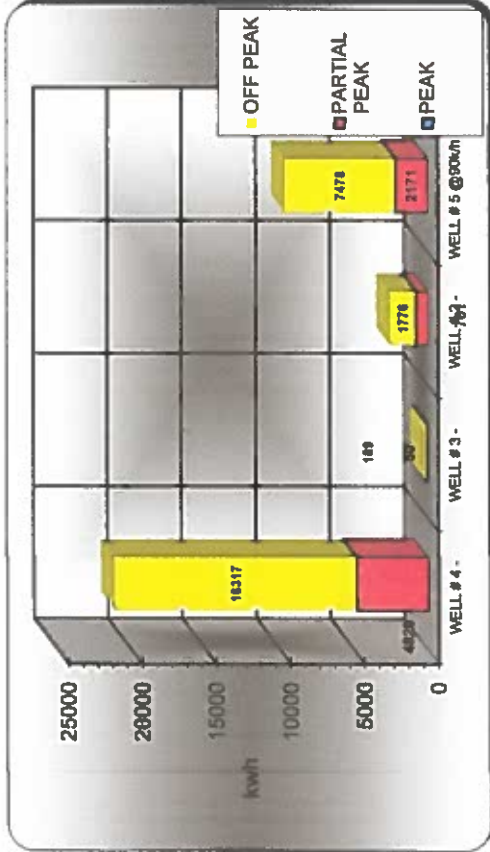
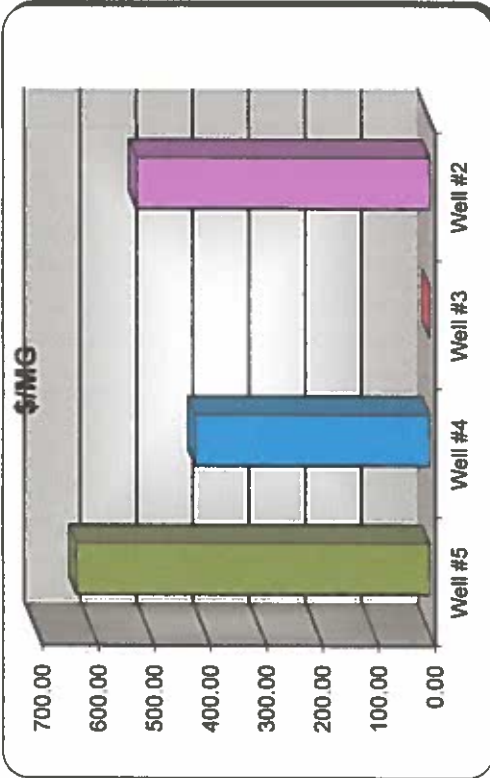
### ❖ **Meetings/Seminars (upcoming)**

- ❑ Coastal Commission re: MPWSP-Eric
- ❑ CPUC hearing re: MPWSP-Eric
- ❑ City of Marina Council meeting re: MPWSP
- ❑ Moss Landing Community Plan update-Cosme, James & Eric
- ❑ SVGWB GSA Board meetings Ron & Eric
- ❑ Neighborhood Watch
- ❑ Monterey County Sherriff's Citizens Advisory Group-Adriana & Eric
- ❑ Quarterly Special District Managers meeting
- ❑ Quarterly Water Managers meeting
- ❑ ACWA Conference Dec 3-6 in San Diego Adriana, Ron, Cosme & Eric

### ❖ **Improvements/Ideas/Suggestions**

- ❑ Consider installing backup generator for Office
- ❑ Install "For fire use only- all others will be fined" on all fire hydrants
- ❑ Paint valve covers Blue-Water, Yellow-Fire
- ❑ Select areas for Saddle, main valves and lateral replacement program


10/1/2019







# CASTROVILLE WELL LEVELS 2015-2019





# CASTROVILLE COMMUNITY SERVICES DISTRICT

## OPERATIONS REPORT September 2019

### Emergency calls

4<sup>th</sup> Sea Garden Pumps not shutting off – Jonathan on call.  
6<sup>th</sup> Commercial Pkwy FH missing caps.  
30<sup>th</sup> 10371 Geil st. – Lateral repair

### Maintenance:

- a) Station 3 – Pump # 2 Impeller was replaced.
- b) FH caps were replaced.
- c) Continue to exercise/clean valves in the distribution system. (40% done).
- d) Continue to flush the fire hydrants.
- e) Run the stand-by generators at the water plant sites bi-weekly.
- f) Run the stand-by engines at the sewer lift stations weekly.
- g) Cosmetic site/station maintenance.
- h) Jetted sewer mains.
- i) Testing backflows.

### Work Orders:

- a) 48 Hour notices - 57
- b) Final bill - read meter - 10
- c) Investigate - 1
- d) Install/Change meter - 5
- e) Turn on service - 4

**TOTAL WORK ORDERS - 77**



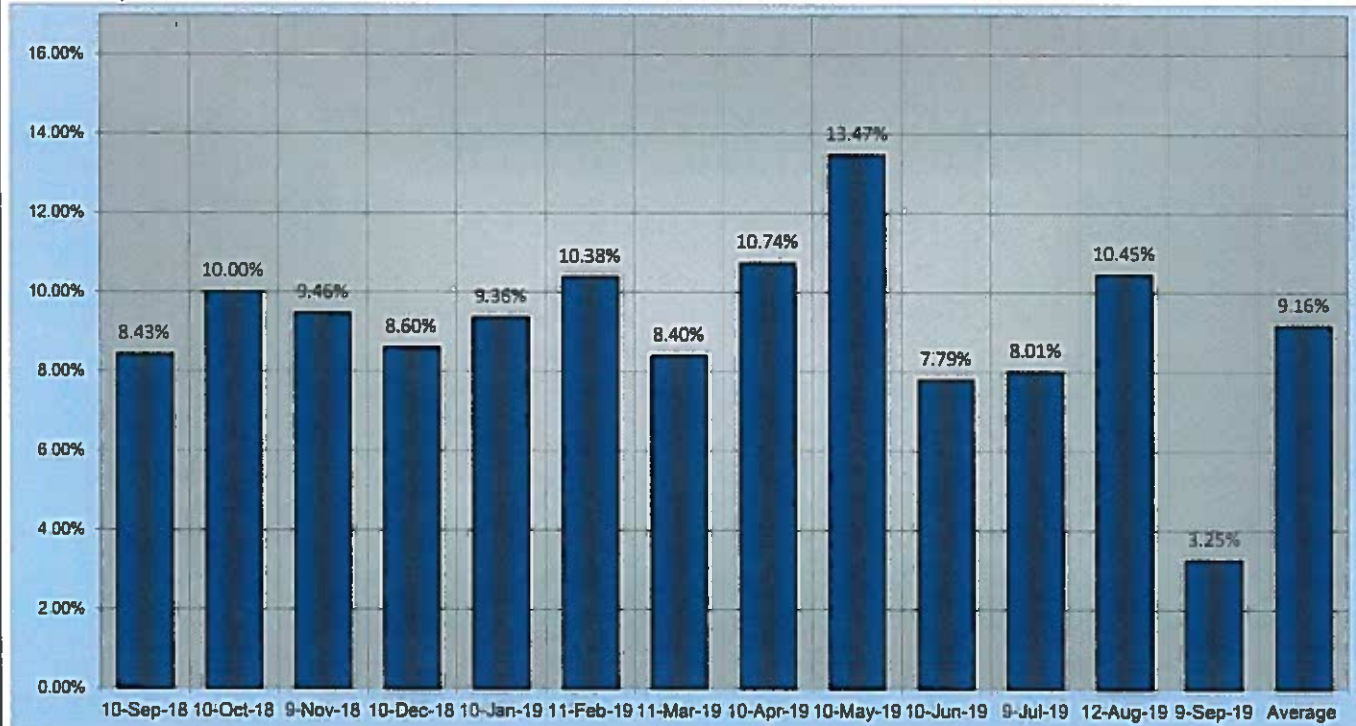


# Castroville Community Services District



## Percent Water Loss Monthly & Yearly

Month	Well #5 Gal.	Site 2 Well Gal.	Site 3 Well Gal.	Site 4 Well Gal.	Totals		miscellaneous	Unaccounted Water %
					Water Pumped	Water Sold		
10-Sep-18	5244836	5796000	5806000	9793000	26639836	23927705	Hydrant meters 23004 Jetting & Flushing 14k Leaks 100k FD 4k R.O. & Softner 4K 466604	8.43%
10-Oct-18	5330407	4785000	6409000	8246000	24770407	21774400	Hydrant meters 234214 Jetting & Flushing 21 5k Leaks 20k FD 4k R.O. & Softner 4K 518048	10.00%
9-Nov-18	4863745	4854000	5884000	8612000	24213745	21502135	Hydrant meters 242404 Jetting & Flushing 20k Leaks 50k FD 4k R.O. & Softner 4K 420434	9.46%
10-Dec-18	4727377	4340000	4231000	6237000	19535377	17408174	Hydrant meters 210702 Jetting & Flushing 12k Leaks 200k FD 4k R.O. & Softner 4K 446782	8.60%
10-Jan-19	2342619	2129000	3046000	7825000	15342619	13511117	Hydrant meters 203311 Jetting & Flushing 17k Leaks 300k FD 4k R.O. & Softner 4K 395387	9.36%
11-Feb-19	2674247	2416000	3279000	7872000	16241247	14446087	Hydrant meters 88095 Jetting & Flushing 15k Leaks 1 FD 4k R.O. & Softner 4K 109095	10.38%
11-Mar-19	2737915	2429000	1913000	6344000	13423915	12195474	Hydrant meters 83327 Jetting & Flushing 10k Leaks 1 FD 4k R.O. & Softner 4K 101327	8.40%
10-Apr-19	4014725	3805000	0	8446000	16265725	14053790	Hydrant meters 104405 Jetting & Flushing 20k Leaks Hydrant ht 250k FD 4k R.O. & Softner 4K 464405	10.74%
10-May-19	4137041	3724000	0	12923000	20784041	17593798	Hydrant meters 273324 Jetting & Flushing 10k 100k Leaks Hydrant 1 FD 4k R.O. & Softner 4K 391394	13.47%
10-Jun-19	4060248	3947000	0	14126000	22133248	20026077	Hydrant meters 203540 Jetting & Flushing 10k 80k Leaks Hydrant 1 FD 4k R.O. & Softner 4K 382540	7.79%
9-Jul-19	3654694	3753000	0	15112000	22519694	20196643	Hydrant meters 428305 Jetting & Flushing 32k 80k Leaks Hydrant 1 FD 4k R.O. & Softner 4K 520305	8.01%
12-Aug-19	4126146	4487000	0	19210000	27823146	24445328	Hydrant meters 413195 Jetting & Flushing 10k 40k Leaks Hydrant 1 FD 4k R.O. & Softner 4K 471195	10.45%
9-Sep-19	3878455	3678000	0	13845000	21401455	20352751	Hydrant meters 337124 Jetting & Flushing 14k 8k Leaks Hydrant 1 FD 2k R.O. & Softner 4K 353724	3.25%
Average								9.16%



# CASTROVILLE COMMUNITY SERVICES DISTRICT



## CASTROVILLE - ZONE 1 MONTHLY O&M REPORT SEPTEMBER 2019

### ❖ LIFT STATION #5 Del Monte

- ❑ Did pump-down, alarm check, and general inspection of Lift Station 9/5/2019
- ❑ Did pump-down, alarm check, and general inspection of Lift Station 9/11/2019
- ❑ Did pump-down, alarm check, and general inspection of Lift Station 9/19/2019
- ❑ Did pump-down, alarm check, and general inspection of Lift Station 9/26/2019

### ❖ LIFT STATION #6 @ Sea Garden

- ❑ Did pump-down, alarm check, and general inspection of Lift Station 9/5/2019
- ❑ Did pump-down, alarm check, and general inspection of Lift Station 9/11/2019
- ❑ Did pump-down, alarm check, and general inspection of Lift Station 9/19/2019
- ❑ Did pump-down, alarm check, and general inspection of Lift Station 9/26/2019

❖ **LIFT STATION #7 @ Via Linda**

- ❑ Did pump-down, alarm check, and general inspection of Lift Station 9/5/2019
- ❑ Did pump-down, alarm check, and general inspection of Lift Station 9/11/2019
- ❑ Did pump-down, alarm check, and general inspection of Lift Station 9/19/2019
- ❑ Did pump-down, alarm check, and general inspection of Lift Station 9/26/2019

❖ **JETTING ACTIVITIES**

- ❑ Total jetted approx. 5,826 feet

❖ **OTHER MATTERS**

- ❑ Responded to 10 Underground Alert marking requests
- ❑ Submitted no-spill report to SWRCB on 10-1-2019
- ❑ Cleaned storm drains in January and February 2019

❖ **Improvements/CIP/Suggestions**

- ❑ Confirm that storm drain interceptors are Marked- "DO NOT DUMP, FLOWS TO BAY" by Jan 1/2020
- ❑ Confirm that storm drain interceptors are clear



# Castroville

## SEPTEMBER 2019 JETTING

10/2/19



ID	Material	Length	Street	Downstream MH	Upstream MH
10000Merritt	18" Clay	386	Merritt St.	MH 1.7	MH 1.8
10735OceanMist	10" PVC	430	Ocean Mist Pkwy	MH 25.11	MH 25.12
11000Commercial	SDR26 8"	254	Commercial Pkwy	MH25.19	MH35
11045Commercial	SDR26 8"	102	Commercial Pkwy	MH35	MH36
11065Commercial	SDR26 8"	115	Commercial Pkwy	MH35	MH36
11400Wood	10" Clay	240	Wood St.	MH25.6	MH 25.7
11450Wood	10" Clay	102	Wood St.	MH 25.7	MH 25.10
13000OceanMist	6" Clay	170	Ocean Mist Pkwy	MH25.17	MH 25.18
13100OceanMist	8" Clay	208	Ocean Mist Pkwy	MH 25.16	MH25.17
13200 OceanMist	10" Clay	328	Ocean Mist Pkwy	MH 25.15	MH 25.16
13300 OceanMist	10" Clay	172	Ocean Mist Pkwy	MH 25.14	MH 25.15
13400 OceanMist	PVC white	280	Ocean Mist Pkwy	MH 25.13	MH 25.14
13500 OceanMist	10" PVC	229	Ocean Mist Pkwy	MH 25.12	MH 25.13
9000Merritt	18" Clay	379	Merritt St.	MH 1.6	MH 1.7
Blackie 13500	PSM SDR35 8"	386	Commercial Pkwy	MH25.19	MH25.20
Blackie 13000	PSM SDR35 8"	384	Commercial Pkwy	MH25.20	MH25.21
Ocean Mist MH Pods	PSM SDR35 8"	250	Commercial Pkwy	MH25.17	MH25.19
Sewer Rd. Sec. 1	10" PVC	415	Ocean Mist Pkwy	MH 25.10	MH 25.11
Sewer Rd. Sec. 2	18" Clay	200	Sewer Rd.	MH 1.2	MH 1.3
Sewer Rd. Sec. 3	18" Clay	328	Sewer Rd.	MH 1.3	MH 1.4
Sewer Rd. Sec. 4	18" Clay	330	Sewer Rd.	MH 1.4	MH 1.5
Sewer Rd. Sec. 5	18" Clay	138	Sewer Rd.	MH 1.5	MH 1.6

# CASTROVILLE COMMUNITY SERVICES DISTRICT



## MORO COJO - ZONE 2 MONTHLY O&M REPORT SEPTEMBER 2019

### ❖ LIFT STATION @ CASTROVILLE BLVD

- ❑ Did pump-down, alarm check, and general inspection of Lift Station 9/5/2019
- ❑ Did pump-down, alarm check, and general inspection of Lift Station 9/11/2019
- ❑ Did pump-down, alarm check, and general inspection of Lift Station 9/19/2019
- ❑ Did pump-down, alarm check, and general inspection of Lift Station 9/26/2019

### ❖ LIFT STATION @ COMPO DE CASA

- ❑ Did pump-down, alarm check, and general inspection of Lift Station 9/5/2019
- ❑ Did pump-down, alarm check, and general inspection of Lift Station 9/11/2019
- ❑ Did pump-down, alarm check, and general inspection of Lift Station 9/19/2019
- ❑ Did pump-down, alarm check, and general inspection of Lift Station 9/26/2019

❖ **JETTING ACTIVITIES**

- Jetted sewer lines btwn MH #81 to-MH# 82
- Jetted sewer lines btwn MH #82 to-MH #82.2
- Jetted sewer lines btwn MH #82 to-MH #82.3
- Jetted sewer lines btwn MH #82 to-MH# 82.1
- Jetted sewer lines btwn MH #82.1 to-MH# 82.4
- Jetted sewer lines btwn MH #84 to-MH# 84.1
- Jetted sewer lines btwn MH #84.1 to-MH# 84.2
- Jetted sewer lines btwn MH #80 to-MH# 80.1
- Jetted sewer lines btwn MH #80 to-MH# 81

- Total jetted approx. 1,112 feet

❖ **OTHER MATTERS**

- Responded to 2 Underground Alert marking requests
- Cleaned and weed-whacked site
- SWRCB-Reported "no-spill" 10/1/2019
- Performed inspection of all storm drains in June 2019
- Street sweeper cleaned in November
- Open space mowed-July 2019
- Installed "no parking" signs to keep cars from parking on open space

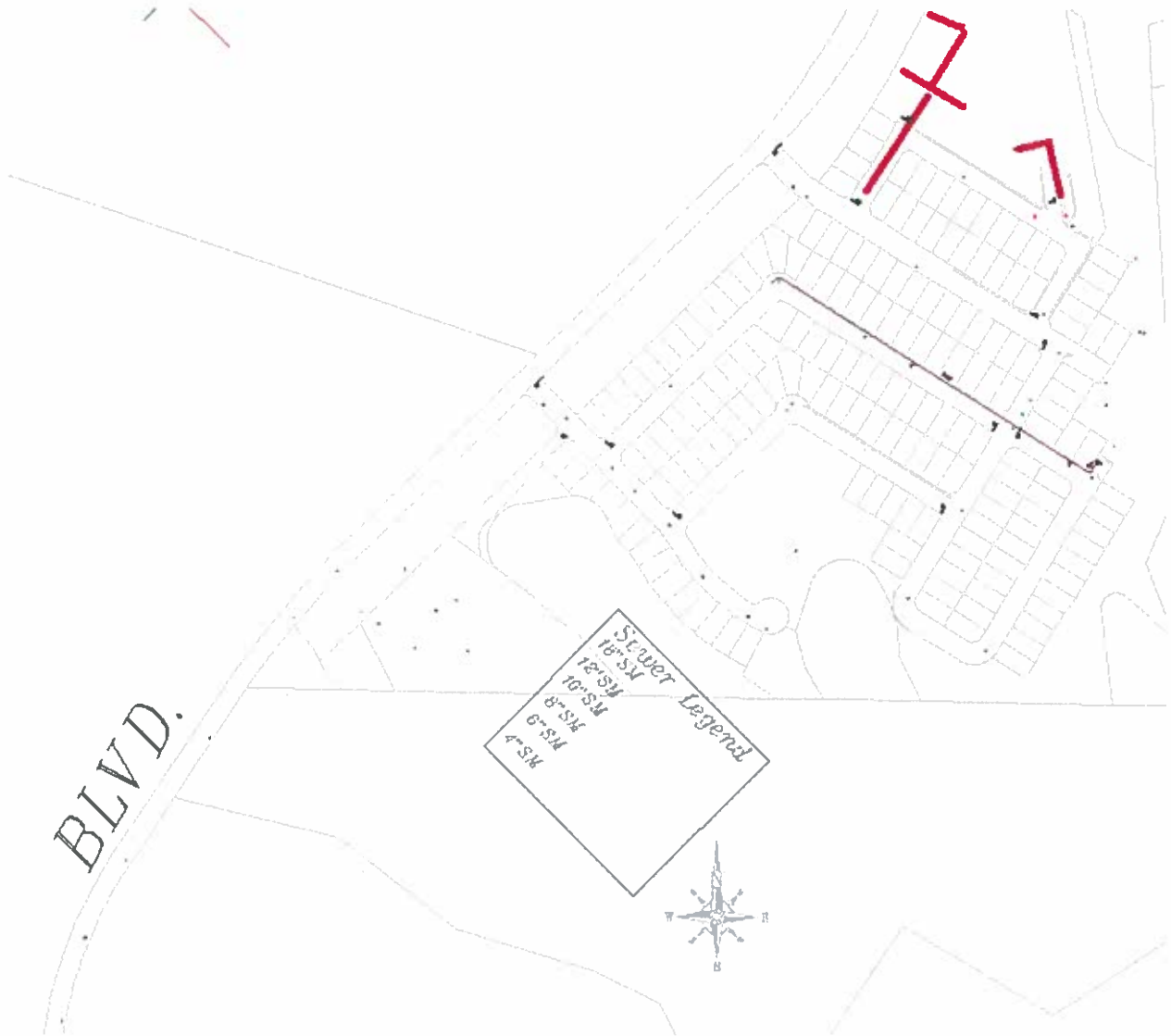
❖ **Improvements/CIP/Suggestions**

- Confirm that storm drain interceptors are clear and detention ponds are clean & fence secured



**Moro Cojo**  
**SEPTEMBER 2019 JETTING**

10/2/2019



ID	Material	Length	Street	Downstream MH	Upstream MH
Apts 1	8" PVC PSM SDR35	200	Esperanza Cir	MH 81	MH 82
Apts 2	6" PSM SDR35	77.2	Esperanza Cir	MH 82	CO 82.2
Apts 3	6" PSM SDR35	113	Esperanza Cir	MH 82	CO 82.3
Apts 4	8" PSM SDR35	177.48	Esperanza Cir	MH 82	MH 82.1
Apts 5	6" PSM SDR35	50	Esperanza Cir	MH 82.1	CO 82.4
Apts 7	8"	154	Esperanza Cir	MH 84	MH 84.1
Apts 8	SDR35 6" PSM SDR35	101.4	Esperanza Cir	MH 84.1	CO 84.2
Eperanza/1	6"	200	Esperanza Cir	MH 80	CO 80.1
Eperanza/2	8" PVC	40	Esperanza Cir	MH 80	MH 81



# CASTROVILLE COMMUNITY SERVICES DISTRICT



## MOSS LANDING (ZONE 3) MONTHLY O&M REPORT

**SEPTEMBER 2019**

### ❖ LIFT STATION # 1 (Struve Rd)

- ❑ Did pump-down, alarm check, and general inspection of Lift Station 9/5/2019
- ❑ Did pump-down, alarm check, and general inspection of Lift Station 9/11/2019
- ❑ Did pump-down, alarm check, and general inspection of Lift Station 9/19/2019
- ❑ Did pump-down, alarm check, and general inspection of Lift Station 9/26/2019

### ❖ LIFT STATION #2 (Hwy 1 @ Pottery barn)

- ❑ Did pump-down, alarm check, and general inspection of Lift Station 9/5/2019
- ❑ Did pump-down, alarm check, and general inspection of Lift Station 9/11/2019
- ❑ Did pump-down, alarm check, and general inspection of Lift Station 9/19/2019
- ❑ Did pump-down, alarm check, and general inspection of Lift Station 9/26/2019



❖ **LIFT STATION #3 (in front of Phil's fish market)**

- ❑ Did pump-down, alarm check, and general inspection of Lift Station 9/5/2019
- ❑ Did pump-down, alarm check, and general inspection of Lift Station 9/11/2019
- ❑ Did pump-down, alarm check, and general inspection of Lift Station 9/19/2019
- ❑ Did pump-down, alarm check, and general inspection of Lift Station 9/26/2019

❖ **LIFT STATION #4 (Potrero Rd)**

- ❑ Did pump-down, alarm check, and general inspection of Lift Station 9/5/2019
- ❑ Did pump-down, alarm check, and general inspection of Lift Station 9/11/2019
- ❑ Did pump-down, alarm check, and general inspection of Lift Station 9/19/2019
- ❑ Did pump-down, alarm check, and general inspection of Lift Station 9/26/2019

❖ **JETTING ACTIVITIES**

- ❑ Jetted sewer lines btwn MH #1 to-MH #5
- ❑ Jetted sewer lines btwn LS #1 to-MH #7
- ❑ Jetted sewer lines btwn MH #6 to-MH #5
- ❑ Jetted sewer lines btwn MH #7 to-MH #6
  
- ❑ Total jetted approx. 1,303 feet

❖ **OTHER MATTERS**

- ❑ Responded to 19 Underground Alert marking requests
- ❑ Preparing bid documents to replace failing Motor Control Centers (4)
- ❑ Finalizing grant application for \$2.8 Million for upgrades, replacements and repair of sewer system
- ❑ Performed Bi-annual inspection of grease traps @ various facilities in November 2018 and March 2019
- ❑ Emailed notice of "no spill" to CIWQS 10-1-2019
- ❑ Received proposals to replace 7 manholes on Moss Landing Road

❖ **Improvements/CIP/Suggestions**

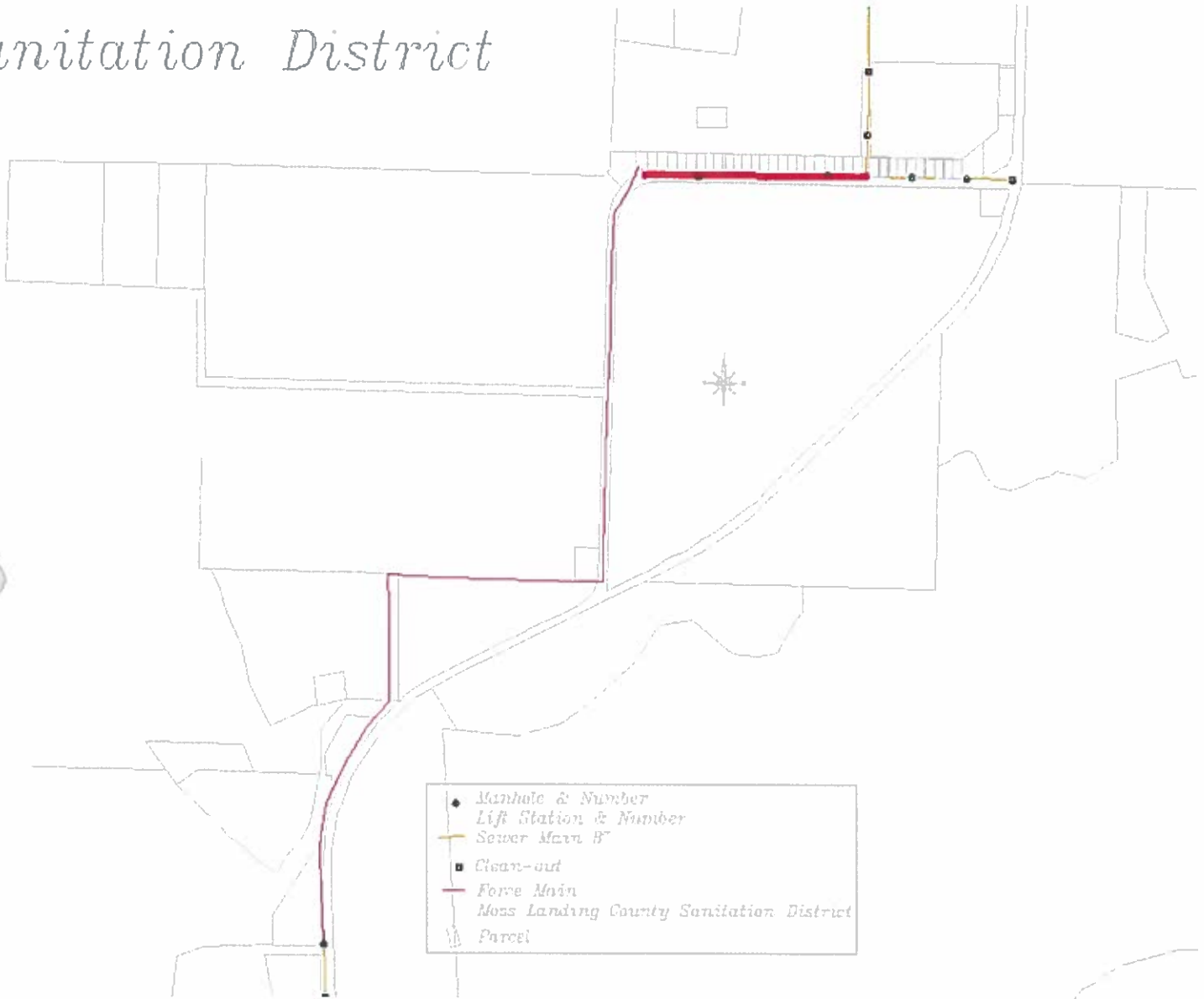
- ❑ Need to recoat or replace 12-15 manholes that internal walls are failing
- ❑ Consider options for Elkhorn Bridge Force Main replacement
- ❑ Schedule pigging of Station #1 & Station #2 force mains



**Moss Landing**  
 SEPTMEMBER 2019 JETTING

10 /2/2019

*Sanitation District*




ID	Material	Length	Street	Downstream MH	Upstream MH
MH1>MH5	8" Clay	252	Struve Rd.	MH5 ML	MH1 ML
MH5>MH6	8" Clay	398	Struve Rd.	MH6 ML	MH5 ML
MH6>MH7	8" Clay	305	Struve Rd.	MH7 ML	MH6 ML
MH7>MH8	8" Clay	348	Struve Rd.	Liftstation 1	MH7 ML



Annual Water Revenue By Classification 2019-2020

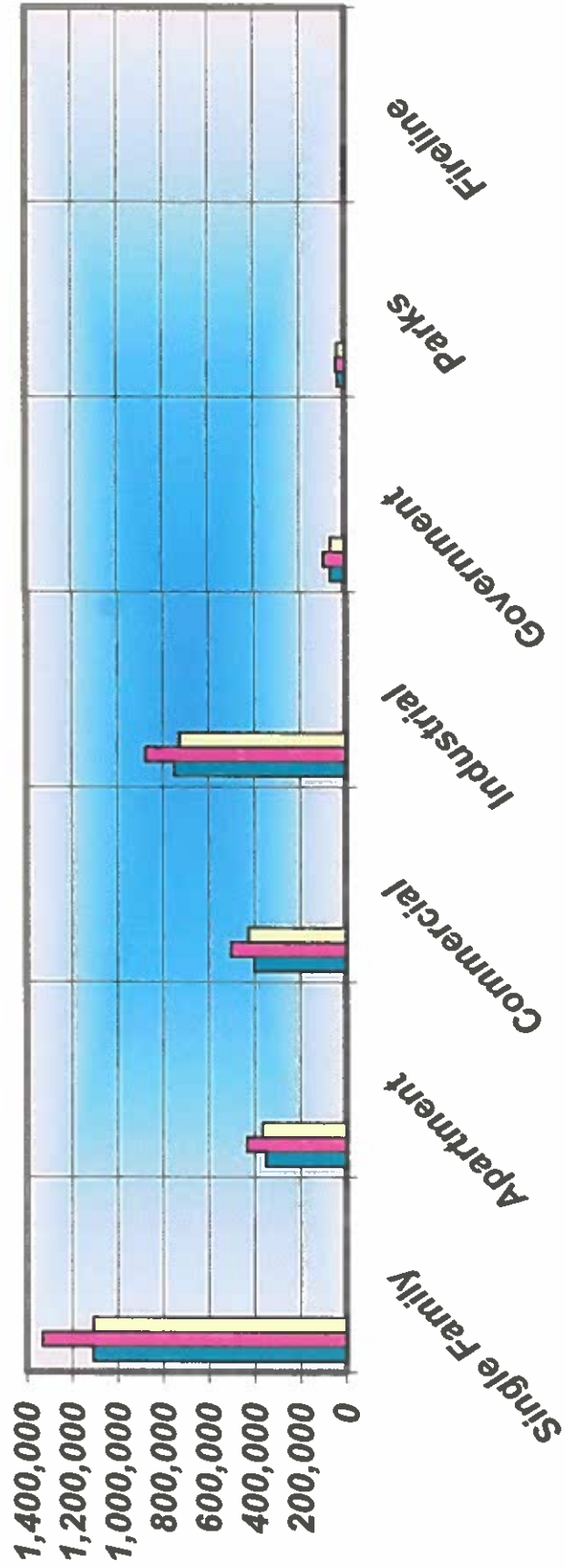
	Single Family	Apartment	Commercial	Industrial	Government	Parks	Fireline	Totals
Jul	\$42,773.51	\$18,150.77	\$15,619.09	\$16,908.06	\$2,107.70	\$988.39	\$5,380.99	\$101,928.51
Aug	\$50,137.58	\$21,490.57	\$18,539.19	\$20,735.44	\$2,836.78	\$1,175.75	\$5,436.78	\$120,352.09
Sep	\$45,643.70	\$20,474.95	\$17,170.87	\$18,004.57	\$2,265.34	\$1,096.07	\$5,518.78	\$110,174.28
Oct								
Nov								
Dec								
Jan								
Feb								
Mar								
Apr								
May								
Jun								
<b>Totals</b>	<b>\$138,554.79</b>	<b>\$60,116.29</b>	<b>\$51,329.15</b>	<b>\$55,648.07</b>	<b>\$7,209.82</b>	<b>\$3,260.21</b>	<b>\$16,336.55</b>	<b>\$332,454.88</b>



Annual Water Usage By Classification 2019-2020

	Single Family	Apartment	Commercial	Industrial	Government	Parks	Fireline	Totals
Jul	1,108,647	353,376	400,340	745,876	61,917	29,840	90	2,700,086
Aug	1,331,448	434,317	500,331	875,069	91,105	35,679	143	3,268,092
Sep	1,107,926	366,813	425,862	726,416	62,244	31,654	41	2,720,956
Oct								
Nov								
Dec								
Jan								
Feb								
Mar								
Apr								
May								
Jun								
<b>Totals</b>	<b>3,548,021</b>	<b>1,154,506</b>	<b>1,326,533</b>	<b>2,347,361</b>	<b>215,266</b>	<b>97,173</b>	<b>274</b>	<b>8,689,134</b>

**CUBIC USAGE**





**CALIFORNIA STATE TREASURER  
FIONA MA, CPA**



**PMIA Performance Report**

Date	Daily Yield*	Quarter to Date Yield	Average Maturity (in days)
09/09/19	2.31	2.35	177
09/10/19	2.30	2.35	176
09/11/19	2.30	2.35	176
09/12/19	2.29	2.35	179
09/13/19	2.29	2.35	179
09/14/19	2.29	2.35	179
09/15/19	2.29	2.35	179
09/16/19	2.28	2.35	182
09/17/19	2.27	2.35	188
09/18/19	2.27	2.35	187
09/19/19	2.27	2.35	186
09/20/19	2.26	2.35	185
09/21/19	2.26	2.34	185
09/22/19	2.26	2.34	185
09/23/19	2.26	2.34	186
09/24/19	2.26	2.34	185
09/25/19	2.25	2.34	184
09/26/19	2.25	2.34	186
09/27/19	2.25	2.34	187
09/28/19	2.25	2.34	187
09/29/19	2.25	2.34	187
09/30/19	2.25	2.34	185
10/01/19	2.22	2.22	200
10/02/19	2.22	2.22	200
10/03/19	2.21	2.22	198
10/04/19	2.21	2.22	198
10/05/19	2.21	2.21	198
10/06/19	2.21	2.21	198
10/07/19	2.21	2.21	197
10/08/19	2.21	2.21	197
10/09/19	2.21	2.21	196

\*Daily yield does not reflect capital gains or losses

[View Prior Month Daily Rates](#)

**LAIF Performance Report**

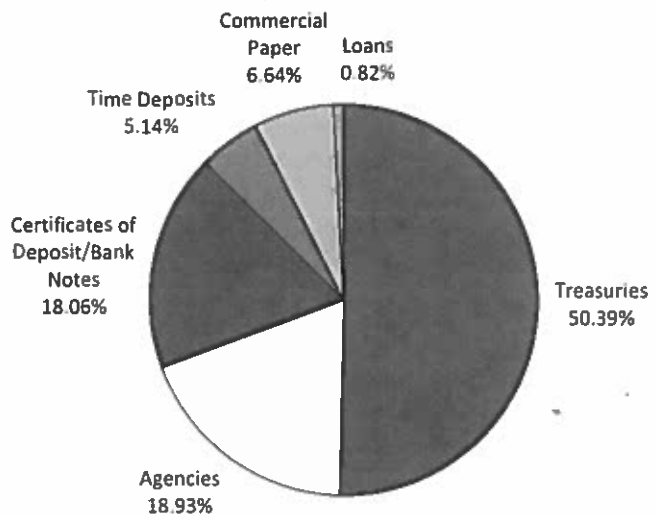
**Quarter Ending 06/30/19**

Apportionment Rate: 2.57  
 Earnings Ratio: .00007028813234525  
 Fair Value Factor: 1.001711790  
     Daily: 2.39%  
 Quarter to Date: 2.44%  
 Average Life: 173

**PMIA Average Monthly Effective Yields**

Sep 2019 2.280  
 Aug 2019 2.341  
 July 2019 2.379

**Pooled Money Investment Account  
Portfolio Composition  
08/31/19  
\$94.8 billion**



Percentages may not total 100% due to rounding

Notes: The apportionment rate includes interest earned on the CalPERS Supplemental Pension Payment pursuant to Government Code 20825 (c)(1)

Based on data available as of 10/09/2019

**CASTROVILLE COMMUNITY SERVICES DISTRICT**  
**INTERNAL REPORT**  
Receipts, Disbursements, and Bank Balances as of September 30, 2019

Ending balance as of August 30, 2019                      \$11,768,456.97

**RABOBANK, GENERAL FUND - Revenue and Expenses**

Beginning Balance	130,286.06
Water Receipts	122,383.33
Water-Sewer Miscellaneous Receipts	2,628.39
Interest Earned	2.68
NSF Check and Bank Fee	(1,921.10)
Expenses (Checks Written)	(111,605.46)
Stop Payment-Void Check #25736	3,270.00
Misc. Over-Short	0.04
Ending Balance for General Fund	<b>145,043.94</b>

**RABOBANK, CUSTOMER DEPOSIT FUND**

Beginning Balance	64,182.64
New Deposits (opened accounts)	600.00
Interest Earned	1.11
Deposits Returned or Applied to Accounts	(540.00)
Ending Balance for Customer Deposit Fund	<b>64,243.75</b>

**LAIF FUND**

Beginning Balance	8,768,206.64
Quarterly Interest Earned	0.00
Ending Balance for LAIF	<b>8,768,206.64</b>

**CAMP FUND**

Beginning Balance Sewer (Zone 1) Capital Improv Account	118,915.09
Monthly Interest Earned	217.04
Ending Balance Camp Federal Security Account	<b>119,132.13</b>
Beginning Balance Sewer (Zone 1) Reserves Account	235,254.74
Monthly Interest Earned	429.38
Ending Balance CAMP Federal Security Account	<b>235,684.12</b>

**Cal TRUST-INVESTMENT**

Beginning Balance Sewer (Zone 1) Medium-Term Account	2,451,611.80
Income Distribution	4,402.01
Unrealized GAIN (Loss)	(7,267.62)
Ending Balance Cal TRUST	<b>2,448,746.19</b>

New Balance as of September 30, 2019	<b>11,781,056.77</b>
--------------------------------------	----------------------



# Castroville Community Services District

## List of Checks for September 2019

Date	Number	Name	Memo	Amount
<b>General Fund Checking</b>				
9/3/2019	5	CalPERS - Health Benefits	Employees Health Benefits	\$ 12,654.76
9/12/2019	25869	ACWA/JPIA	Employees Dental/Vision/EAP	\$ 1,077.13
9/12/2019	25870	Airgas NCN	Well Site Supplies	\$ 287.52
9/12/2019	25871	Aramark	Operators Uniforms & Mats	\$ 660.85
9/12/2019	25872	Brass Company	Repair Radios for SCADA	\$ 1,693.15
9/12/2019	25873	California Water Service Company	Water Meters in Zone 2 Lift Stations	\$ 35.28
9/12/2019	25874	Carmel Marina Corporation	Bi-Monthly Garbage Disposal Fees	\$ 32.85
9/12/2019	25875	Continental Utility Solutions, Inc.	Annual Maintenance Service	\$ 2,351.00
9/12/2019	25876	Core & Main LP	Meter Supplies	\$ 978.55
9/12/2019	25877	Eudoxio Orozco Jr.	Monthly Cellular Phone Expense	\$ 40.00
9/12/2019	25878	GreatAmerica Financial Services	Monthly Billing Equipment Lease	\$ 666.59
9/12/2019	25879	Gutierrez Consultants	Grant Application Assistance	\$ 868.00
9/12/2019	25880	Jonathan Varela	Monthly Cellular Phone Expense	\$ 40.00
9/12/2019	25881	Sherriff's Department	Respond to District Office Alarm	\$ 85.00
9/12/2019	25882	Monterey County Weekly	Ad-Moss Landing Manhole Project	\$ 262.50
9/12/2019	25883	Pacific Gas & Electric	Street Lights Zone 1 and 2	\$ 3,221.49
9/12/2019	25884	Potter's Electronics	Repair Camera Monitors-Office	\$ 839.45
9/12/2019	25885	Principal Life Insurance	Employees Life Insurance Premium	\$ 111.06
9/12/2019	25886	R&B Company	Check & Valve Parts for Castro Blvd.	\$ 7,879.97
		continued	Meter Boxes & Lids	\$ 803.10
9/12/2019	25887	Redshift Internet Service	Monthly Internet Service	\$ 69.99
9/12/2019	25888	Rotary International	Annual Membership Dues-Eric	\$ 165.00
9/12/2019	25889	SDRMA	Workers Comp Balance Due 2018/19	\$ 12.10
9/12/2019	25890	Shape Inc.	Backup Impeller for Station 1 or 2	\$ 2,641.80
9/12/2019	25891	U.S. Postal Service (CMRS-FP)	Postage for Postage Machine-Billing	\$ 2,100.00
9/12/2019	25892	Visa-Eric	Costco Office Supplies	\$ 309.97
		continued	Various Lunch Meetings	\$ 146.05
		continued	Wastewater Collection Class-Operators	\$ 150.00
9/12/2019	25893	Visa-Lidia	Monthly Web Page	\$ 124.95
		continued	Operators Cellular Phones	\$ 86.55
		continued	ACWA Fall Conf Airfare-3 Directors	\$ 651.93
9/12/2019	25894	Visa-Roberto	Well Site Supplies	\$ 116.66
9/12/2019	25895	Zoom Imaging Solutions, Inc.	Monthly Fee for Copies & Maintenance	\$ 47.60
	25896-			
9/12/2019	25901	District Employees'	Bi-Weekly Net Payroll	\$ 12,039.51
9/12/2019	25902	VALIC	Bi-Weekly Deferred Comp	\$ 1,998.00
9/12/2019	1	Electronic Federal Tax Payment	Bi-Weekly Payroll Taxes	\$ 5,553.12
9/12/2019	2	EDD	Bi-Weekly Payroll Taxes	\$ 987.01
9/12/2019	3	PERS -Employees' Contribution	Bi-Weekly Retirement Benefits	\$ 1,382.46
9/12/2019	4	PERS-Employer Contribution	Bi-Weekly Retirement Benefits	\$ 1,727.61
9/12/2019	6	CalPERS	Fees for GASB 68 Reports & Schedule	\$ 700.00
9/12/2019	7	CalPERS	Annual Social Security Maint Fee	\$ 250.00
9/26/2019	25903	ACWA -Fall Conference Dec 2019	Seminar: Eric, Adriana, Ron, Cosme	\$ 2,900.00
9/26/2019	25904	ACWA-JPIA	Training Conference, Oct 2019-Lidia	\$ 190.00
9/26/2019	25905	Adriana Melgoza	9-17-2019 Board Meeting	\$ 100.00
9/26/2019	25906	Airgas NCN	Well Site Supplies	\$ 238.77
9/26/2019	25907	All Safe	Repair Maintenance of Alarm System	\$ 145.00
9/26/2019	25908	Castroville Auto Parts	Parts & Supplies	\$ 710.40

*[Signature]* 40



Date	Number	Name	Memo	Amount
9/26/2019	25909	Castroville Hardware	Parts & Supplies	\$ 234.61
9/26/2019	25910	Cosme Padilla	9-17-2019 Board Meeting	\$ 100.00
9/26/2019	25911	Glenn G. Oania	9-17-2019 Board Meeting	\$ 100.00
9/26/2019	25912	ICONIX Waterworks	Parts & Supplies	\$ 317.02
9/26/2019	25913	James R. Cochran	9-17-2019 Board Meeting	\$ 100.00
9/26/2019	25914	Martin B. Feeney, Rg. Chg	Check Voided	\$ -
9/26/2019	25915	MNS Engineers, Inc.	Engineer Fees	\$ 3,087.50
9/26/2019	25916	Monterey Bay Analytical Services	Water Testing Fees	\$ 1,058.00
9/26/2019	25917	NCRPD	Open Space Maintenance Zone 2	\$ 950.75
9/26/2019	25918	Pacific Gas & Electric	Steel Garage	\$ 18.21
		continued	Lift Stations Zone 1 & 2	\$ 1,119.34
		continued	Lift Stations Zone 3	\$ 907.87
9/26/2019	25919	Pettigrew & Foletta Auto Parts	Parts & Supplies	\$ 15.27
9/26/2019	25920	Ronald J. Stefani	9-17-2019 Board Meeting	\$ 100.00
			50% Deposit for Castroville Overhead-	
			Merritt St. Sign Renovation	\$ 9,729.67
9/26/2019	25921	Signs By Van		
	25922-			
9/27/2019	25927	District Employees'	Bi-Weekly Net Payroll	\$ 11,977.91
9/28/2019	25928	VALIC	Bi-Weekly Deferred Comp	\$ 1,998.00
9/29/2019	1	Electronic Federal Tax Payment	Bi-Weekly Payroll Taxes	\$ 5,553.60
9/30/2019	2	EDD	Bi-Weekly Payroll Taxes	\$ 994.91
10/1/2019	3	PERS -Employees' Contribution	Bi-Weekly Retirement Benefits	\$ 1,382.46
10/2/2019	4	PERS-Employer Contribution	Bi-Weekly Retirement Benefits	\$ 1,727.61
<b>Total General Fund - Checking</b>				<b>\$ 111,605.46</b>
<b>Customer Deposit Fund</b>				
9/30/2019	3875	Ignacio Arreguin	Deposit Refund	\$ 9.26
9/30/2019	3876	Andrea Martinez	Deposit Refund	\$ 13.90
9/30/2019	3877	Tram Anh Dang	Deposit Refund	\$ 19.31
9/30/2019	3878	Sarah Agullion	Deposit Refund	\$ 30.40
9/30/2019	3879	Castroville CSD	September Closure's	\$ 407.13
<b>Total Customer Deposit Fund</b>				<b>\$ 480.00</b>

49 41

# Calendar for Year 2019 (United States)

January						
Su	Mo	Tu	We	Th	Fr	Sa
		1	2	3	4	5
6	7	8	9	10	11	12
13	14	15	16	17	18	19
20	21	22	23	24	25	26
27	28	29	30	31		
5:● 14:○ 21:○ 27:○						

February						
Su	Mo	Tu	We	Th	Fr	Sa
					1	2
3	4	5	6	7	8	9
10	11	12	13	14	15	16
17	18	19	20	21	22	23
24	25	26	27	28		
4:● 12:○ 19:○ 26:○						

March						
Su	Mo	Tu	We	Th	Fr	Sa
					1	2
3	4	5	6	7	8	9
10	11	12	13	14	15	16
17	18	19	20	21	22	23
24	25	26	27	28	29	30
31						
6:● 14:○ 20:○ 28:○						

April						
Su	Mo	Tu	We	Th	Fr	Sa
	1	2	3	4	5	6
7	8	9	10	11	12	13
14	15	16	17	18	19	20
21	22	23	24	25	26	27
28	29	30				
5:● 12:○ 19:○ 26:○						

May						
Su	Mo	Tu	We	Th	Fr	Sa
			1	2	3	4
5	6	7	8	9	10	11
12	13	14	15	16	17	18
19	20	21	22	23	24	25
26	27	28	29	30	31	
4:● 11:○ 18:○ 26:○						

June						
Su	Mo	Tu	We	Th	Fr	Sa
						1
2	3	4	5	6	7	8
9	10	11	12	13	14	15
16	17	18	19	20	21	22
23	24	25	26	27	28	29
30						
3:● 10:○ 17:○ 25:○						

July						
Su	Mo	Tu	We	Th	Fr	Sa
	1	2	3	4	5	6
7	8	9	10	11	12	13
14	15	16	17	18	19	20
21	22	23	24	25	26	27
28	29	30	31			
2:● 9:○ 16:○ 24:○ 31:●						

August						
Su	Mo	Tu	We	Th	Fr	Sa
				1	2	3
4	5	6	7	8	9	10
11	12	13	14	15	16	17
18	19	20	21	22	23	24
25	26	27	28	29	30	31
7:○ 15:○ 23:○ 30:●						

September						
Su	Mo	Tu	We	Th	Fr	Sa
1	2	3	4	5	6	7
8	9	10	11	12	13	14
15	16	17	18	19	20	21
22	23	24	25	26	27	28
29	30					
5:○ 14:○ 21:○ 28:●						

October						
Su	Mo	Tu	We	Th	Fr	Sa
	1	2	3	4	5	
6	7	8	9	10	11	12
13	14	15	16	17	18	19
20	21	22	23	24	25	26
27	28	29	30	31		
5:○ 13:○ 21:○ 27:●						

November						
Su	Mo	Tu	We	Th	Fr	Sa
					1	2
3	4	5	6	7	8	9
10	11	12	13	14	15	16
17	18	19	20	21	22	23
24	25	26	27	28	29	30
4:○ 12:○ 19:○ 26:●						

December						
Su	Mo	Tu	We	Th	Fr	Sa
1	2	3	4	5	6	7
8	9	10	11	12	13	14
15	16	17	18	19	20	21
22	23	24	25	26	27	28
29	30	31				
4:○ 12:○ 18:○ 26:●						

### Holidays:

Jan 1	New Year's Day	Jul 4	Independence Day	Nov 28	Thanksgiving Day
Jan 21	Martin Luther King Jr. Day	Sep 2	Labor Day	Dec 25	Christmas Day
Feb 18	Presidents' Day (Most regions)	Oct 14	Columbus Day (Most regions)		
May 27	Memorial Day	Nov 11	Veterans Day		